

**2018** NATIONAL  
**RYAN WHITE**  
CONFERENCE ON HIV CARE & TREATMENT



**Dr. Laura Cheever**  
*Associate Administrator*  
*Chief Medical Officer*  
Health Resources and Services  
Administration, HIV/AIDS Bureau



NATIONAL

2018

# RYAN WHITE

CONFERENCE ON HIV CARE & TREATMENT

*Catalyzing Success: Advancing Innovation.  
Leveraging Data. Ending the HIV Epidemic.*



**2018  
National  
Ryan White  
Conference  
Co-Chairs**



Left to Right: Melinda J. Tinsley, Cathleen Davies, and Tamika Martin



# Ryan White HIV/AIDS Program

Annual Client-Level Data Report

Ryan White HIV/AIDS Program Services Report

2017



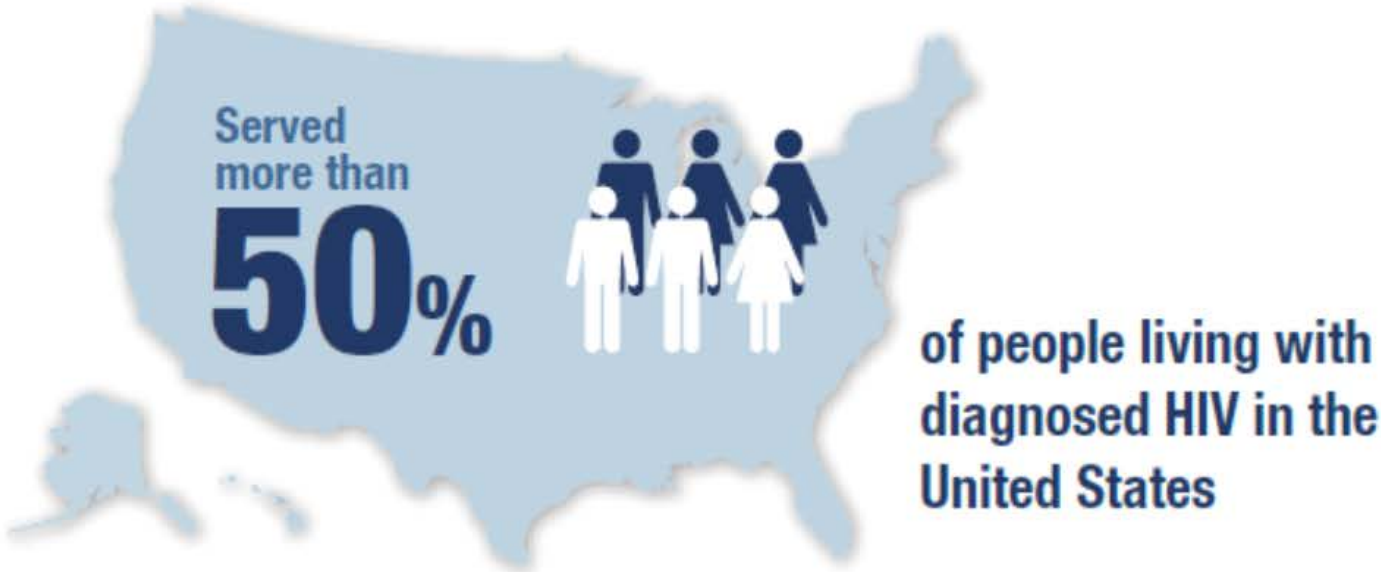
**NOW AVAILABLE!**

<https://hab.hrsa.gov/data/data-reports>

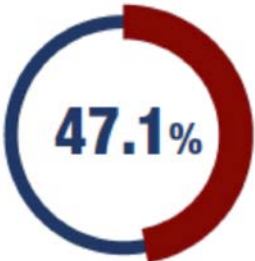


# Clients Served by the Ryan White HIV/AIDS Program (non-ADAP), 2017

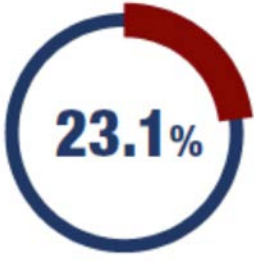
Served **534,903** clients in 2017



**73.6%** of clients were racial/ethnic minorities



of clients identified as **Black/African American**



of clients identified as **Hispanic/Latino**

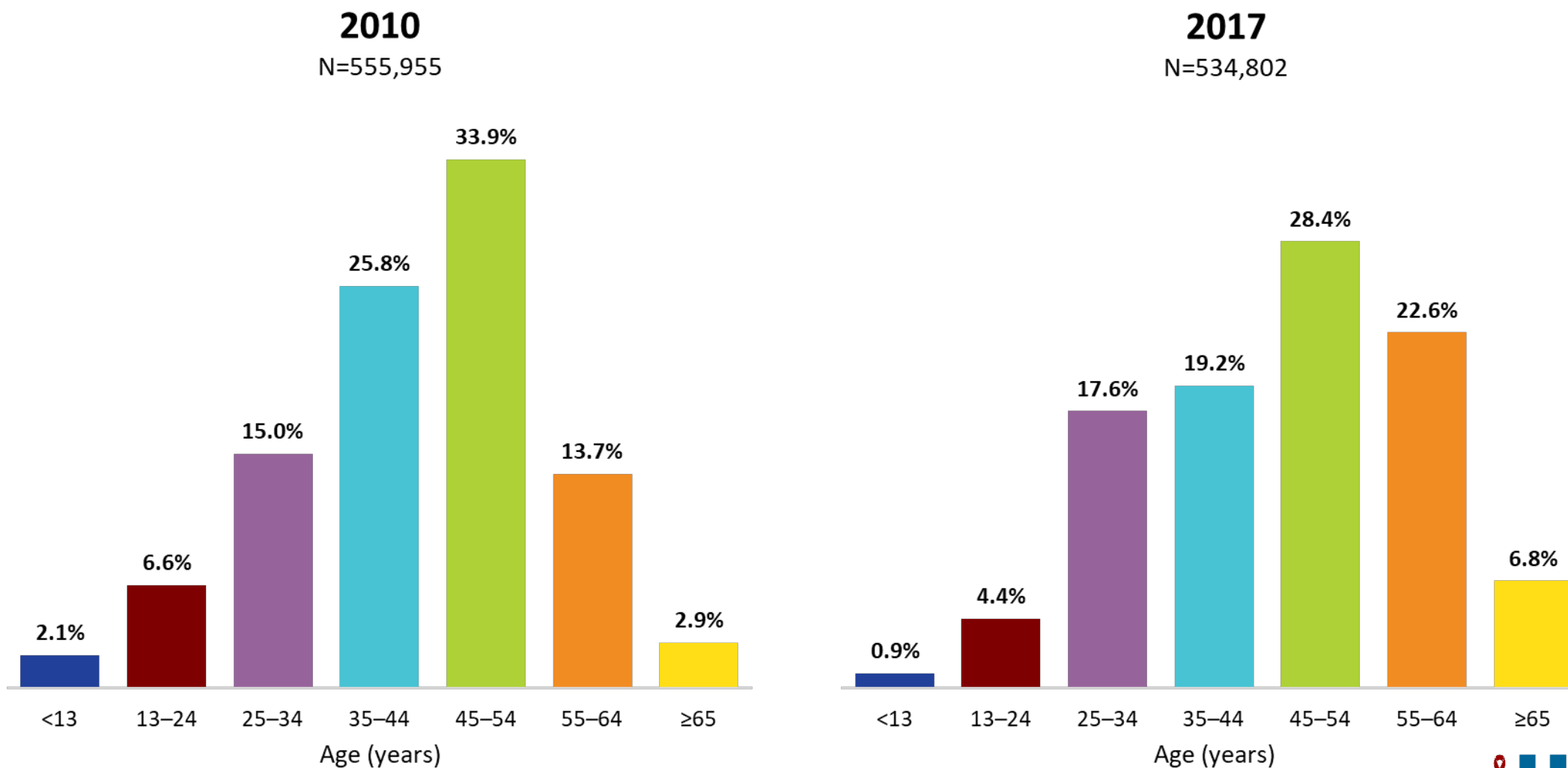


**62.8%** of clients were living at or below 100% of the **Federal Poverty Level**



Source: HRSA. Ryan White HIV/AIDS Program Services Report (RSR) 2017. Does not include AIDS Drug Assistance Program data.

# RWHAP Clients, by Age Group, 2010 and 2017—United States and 3 Territories<sup>a</sup>



<sup>a</sup> Guam, Puerto Rico, and the U.S. Virgin Islands.



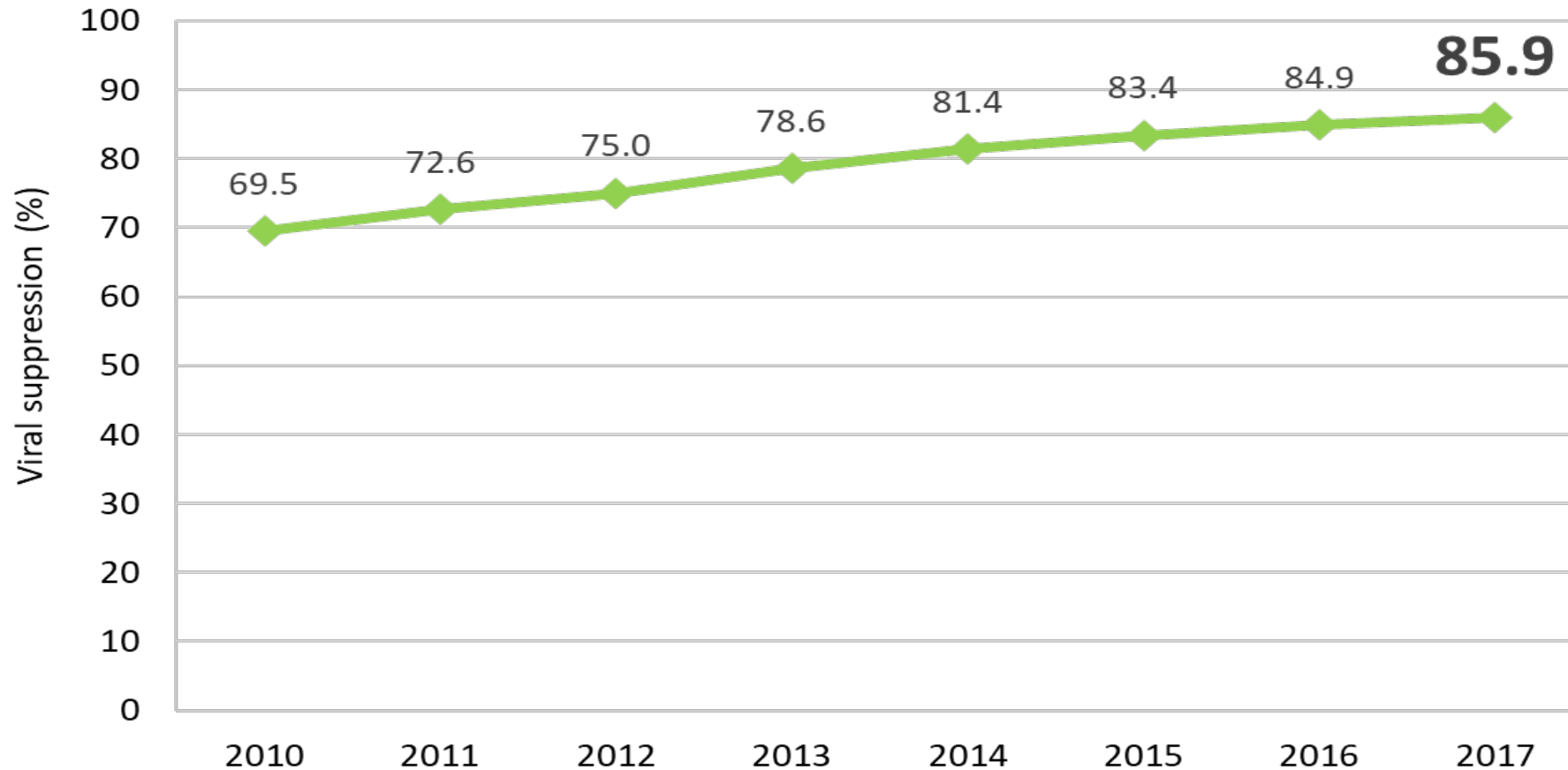


# Measuring Outcomes

Using data to address gaps and disparities



# Viral Suppression among RWHAP Clients (non-ADAP), 2010–2017—United States and 3 Territories<sup>a</sup>

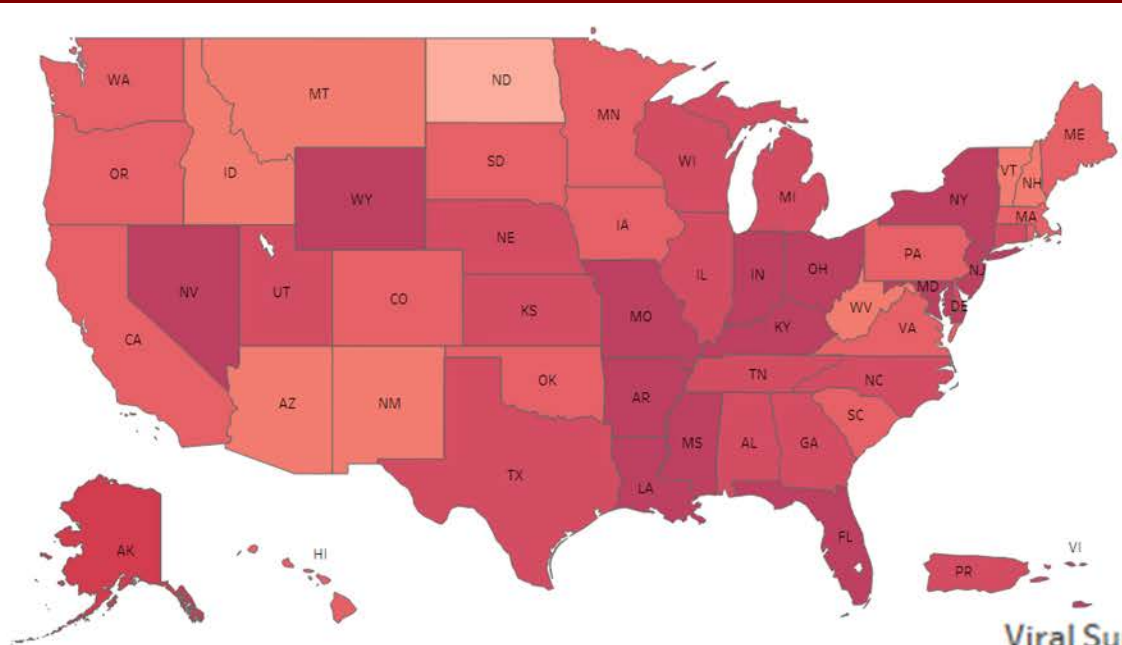


*Viral suppression:*  $\geq 1$  OAHs visit during the calendar year and  $\geq 1$  viral load reported, with the last viral load result  $< 200$  copies/mL.

<sup>a</sup> Guam, Puerto Rico, and the U.S. Virgin Islands.



# Viral Suppression among RWHAP Clients, by State, 2010 and 2017— United States and 2 Territories<sup>a</sup>

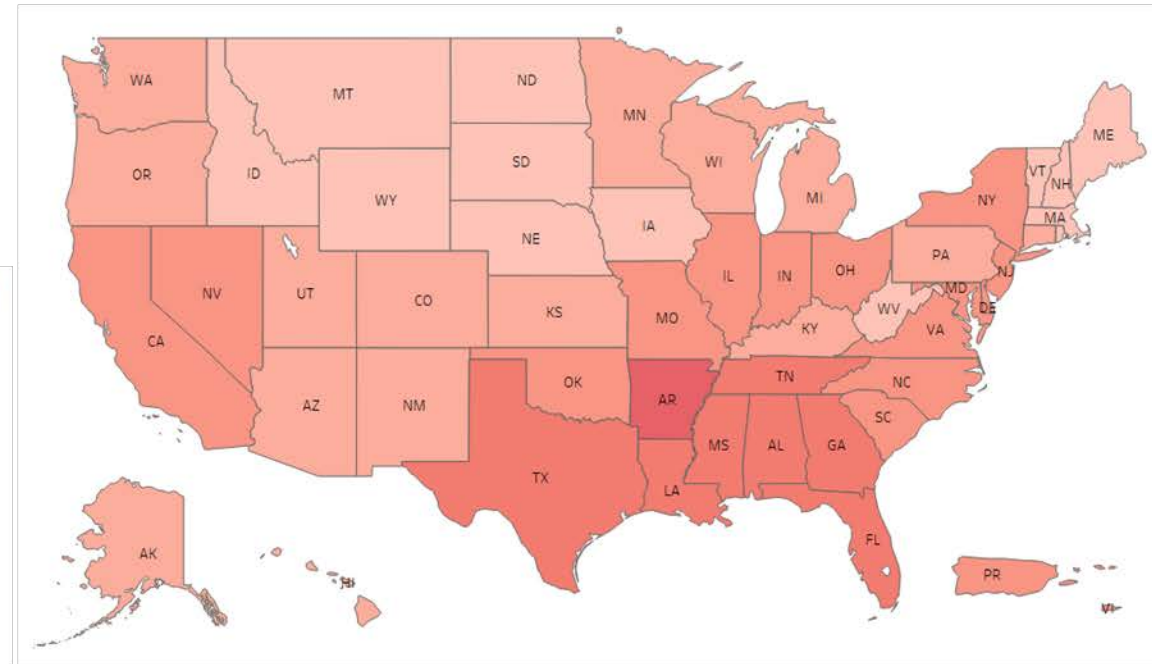


**IN 2010**  
**69.5%**  
**VIRALLY SUPPRESSED**

Viral Suppression (%)

- 52.9-66.8
- 66.9-72.8
- 72.9-79.9
- 80.4-85.0
- 85.4-87.7
- 88.1-90.0
- 90.3-97.2

**IN 2017**  
**85.9%**  
**VIRALLY SUPPRESSED**

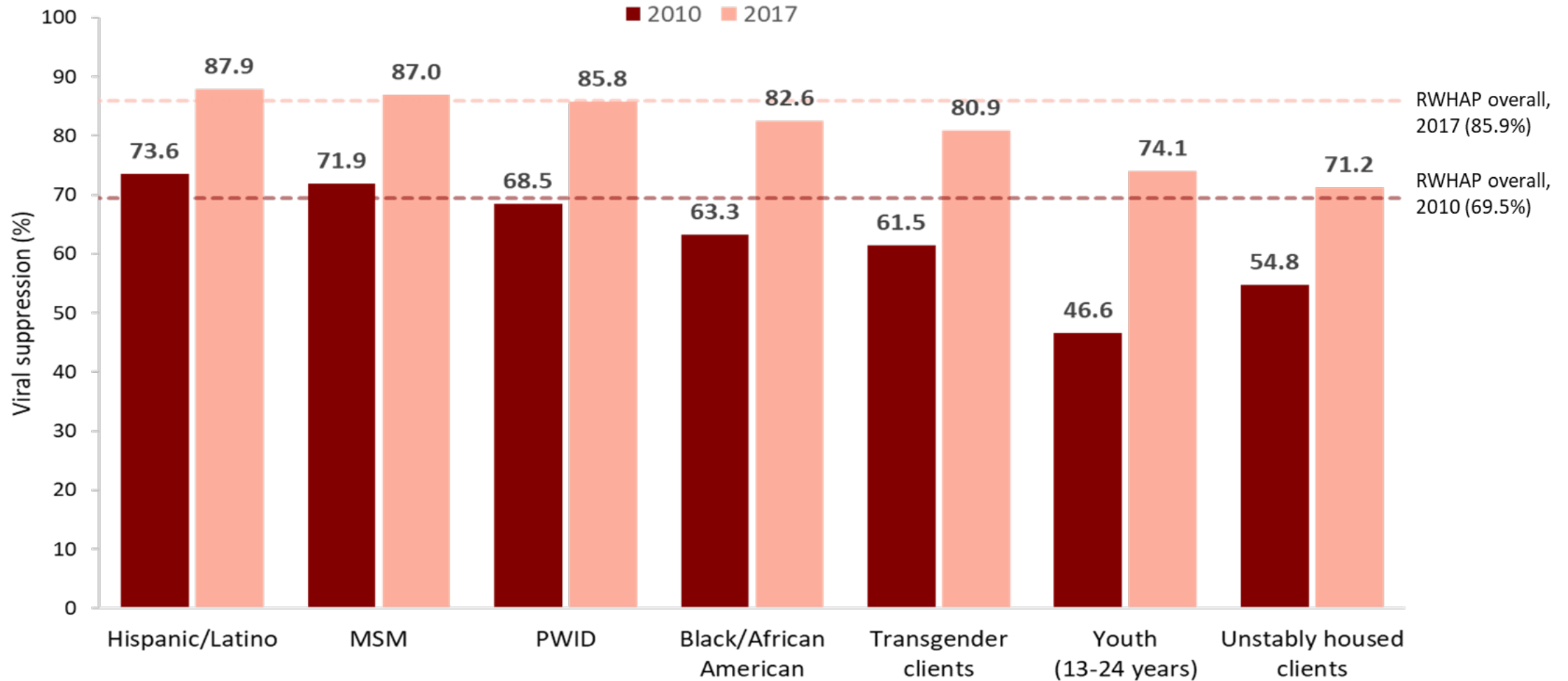


Viral suppression:  $\geq 1$  OAHS visit during the calendar year and  $\geq 1$  viral load reported, with the last viral load result  $< 200$  copies/mL.

<sup>a</sup> Puerto Rico and the U.S. Virgin Islands.



# Viral Suppression among Key Populations of RWHAP Clients, 2010 and 2017—United States and 3 Territories<sup>a</sup>



Hispanics/Latinos can be of any race.

Viral suppression: ≥1 OAHS visit during the calendar year and ≥1 viral load reported, with the last viral load result <200 copies/mL.

<sup>a</sup> Guam, Puerto Rico, and the U.S. Virgin Islands.



NATIONAL

2018

# RYAN WHITE

CONFERENCE ON HIV CARE & TREATMENT

*Catalyzing Success: Advancing Innovation.  
Leveraging Data. Ending the HIV Epidemic.*





**Dr. George Sigounas**  
*Administrator*  
Health Resources and  
Services Administration





# Hon. Alex M. Azar II

*Secretary*  
U.S. Department of Health and  
Human Services





# Dr. Anthony Fauci

*Director*

National Institute for Allergy  
and Infectious Diseases





**Dr. Laura Cheever**  
*Associate Administrator*  
*Chief Medical Officer*  
Health Resources and Services  
Administration, HIV/AIDS Bureau





**2018** NATIONAL  
**RYAN WHITE**  
CONFERENCE ON HIV CARE & TREATMENT