

### Background

- Using data is integral to Planning Council decision making. In the Portland TGA:
- All new members complete a training on how to use data for decision making, as part of their orientation.
  - Every year, all new members receive a refresher training before the Priority Setting and Resource Allocation process.

### Training includes:

- Why do you need data?
- What kinds of data will you get, as a Council member?
- How should you use data to make Council decisions?
- What are some limitations of data?

### Training Analogy: Using Data to Order Lunch

In 2012, the Grantee team performed the skit below for the Council. The purpose of the skit was to prepare the Council before using the service category scorecards (see example on the right) and to demonstrate several teaching points:

- Consider different experiences besides your own when making decisions.
- We serve a very diverse group of people, with many different needs.
- We serve a large group of people and have to stretch our dollars to serve them.
- We can leverage other resources to serve more people.
- Previous outcomes, needs assessment, and client satisfaction can inform future decisions.

### Application: Summarizing Data for the Planning Council in Service Category "Scorecards"

Grantee staff prepare mid-year and end-year scorecards for the Planning Council. Scorecards include:

- Financial data
- Initial allocation, reallocation, carryover, and percent of overall award
- Performance measurement data
  - Amount spent, clients served, units of service
- Demographic comparison of clients served to the TGA epi profile
- Outcomes: actual vs. target
- Other notes
  - Qualitative information from contractor reports, needs assessment and satisfaction data, other program updates



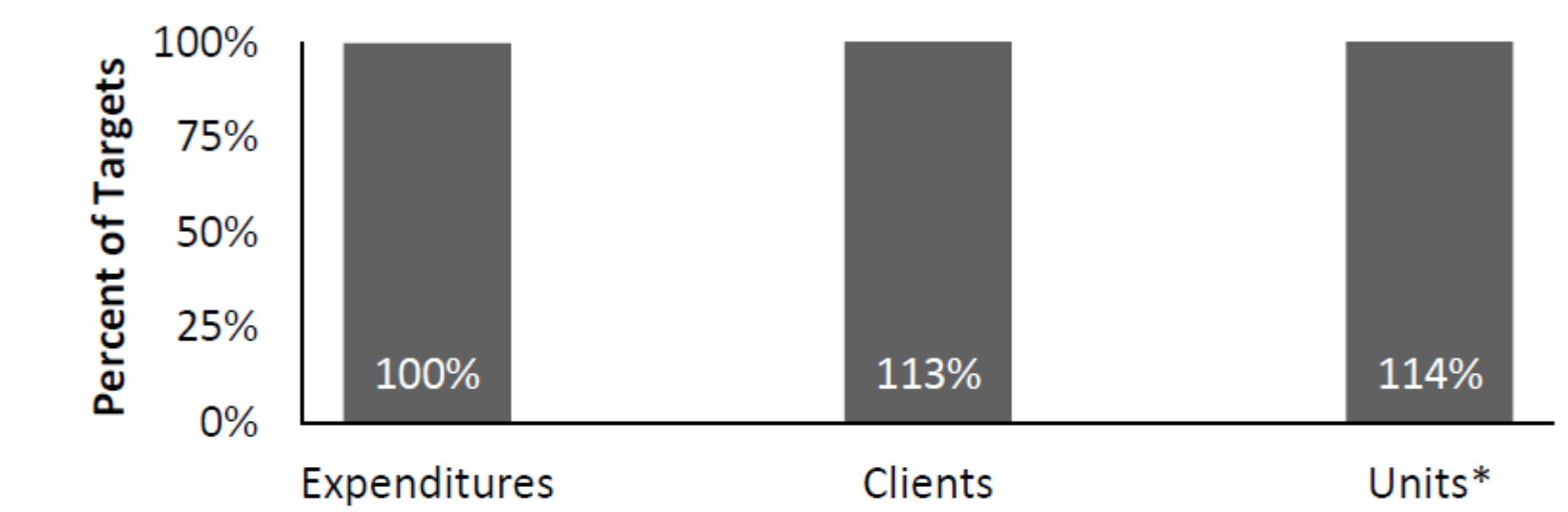
### Priority 9: Psychosocial Support Services

Initial Allocation	Reallocation	Carryover	Final Allocation	% of Award
\$252,251	\$0	\$0	\$252,251	8%

Service Definition: Psychosocial support programs provide emotional, social and practical support to clients through day drop-in centers, congregate meals and peer support. Psychosocial services are targeted for women, youth and children and historically underserved populations – clients who are homeless, clients with multiple diagnoses, and racial and ethnic minorities.

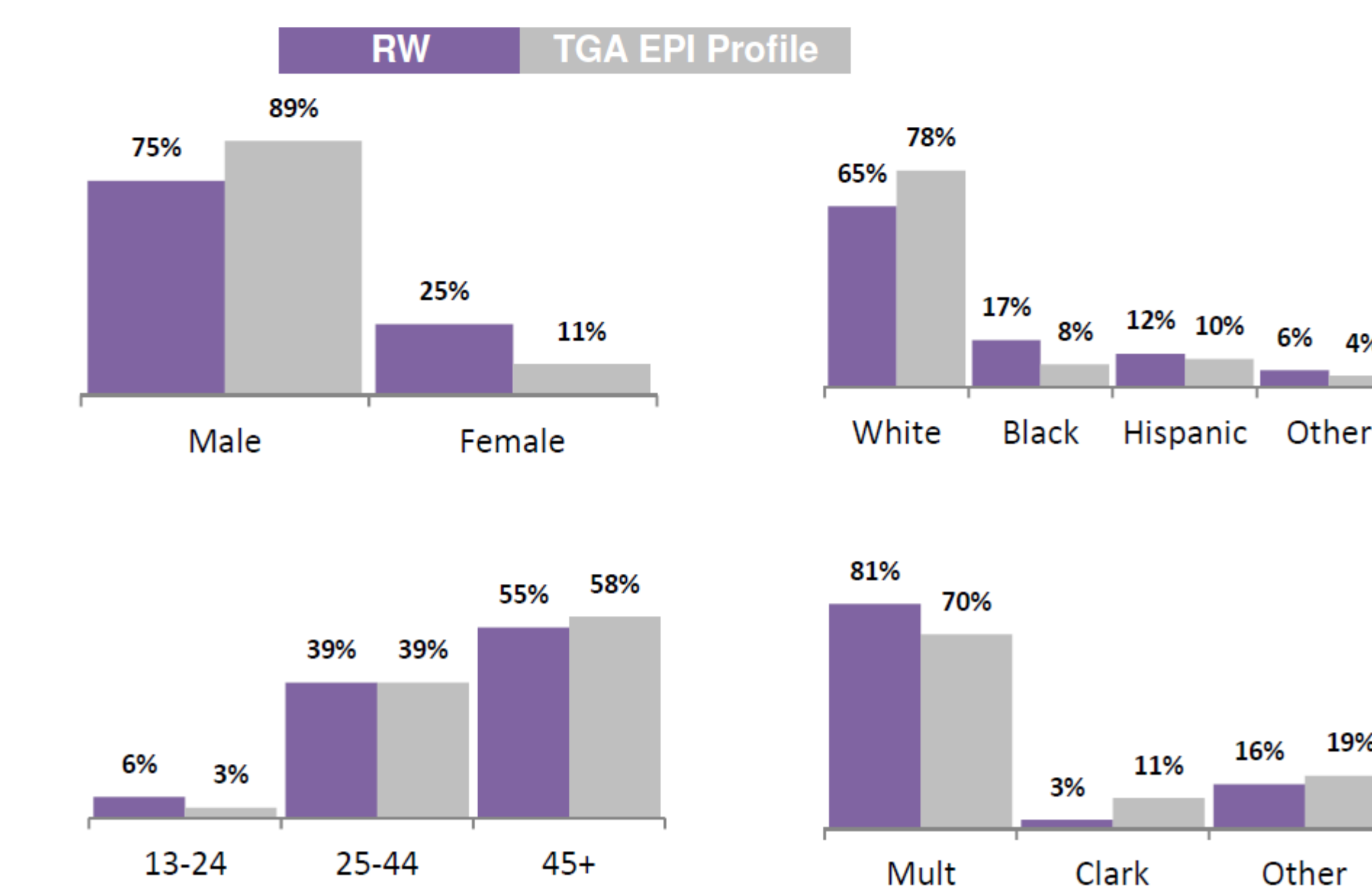
### Performance

	Targets	Actual	Percent
Expenditures	\$252,251	\$252,251	100%
Clients	315	355	113%
Units*	7,255	8,304	114%

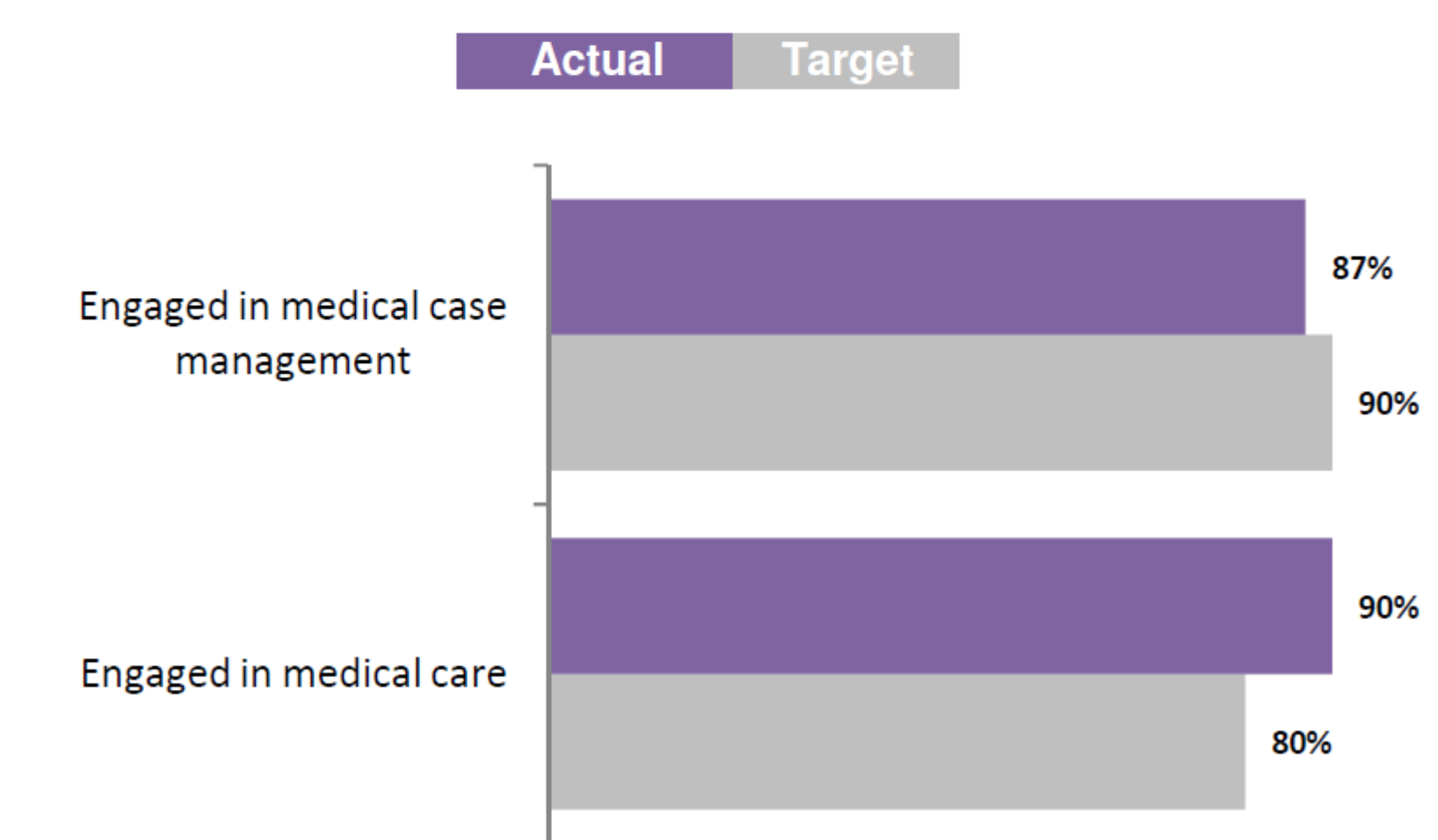


\*Visits at two multi-service centers

### Clients Served



### Outcomes



### Additional Information for Consideration Psychosocial Services

#### Fiscal:

- As the Council has increased funding to strengthen and expand Psychosocial Support services, the Part A cost per client has increased, from \$599 in FY10-11 to \$711 in FY 11-12

#### Program:

- Drop-in center hours increased during FY11-12 for special programs on Wednesdays
- Providers increased capacity by hiring AmeriCorps members
- Providers reported transportation as significant barrier
- Providing services to residents in rural counties remain a significant challenge. A monthly support group was started in Washington county in FY11-12 but continues to struggle with low attendance (~5 per event).
- ~7% of all psychosocial support clients were Washington county residents in FY11-12 - about 10% of PLWH in the TGA live in Washington county.

#### Contact

Lindsay Jenkins, Research Analyst  
lindsay.jenkins@multco.us  
(503) 988-3030 x25704

#### Acknowledgements

Portland TGA Grantee staff would like to acknowledge the excellent work of the Greater Baltimore EMA HIV Health Services Planning Council and the Baltimore City Health Department, which inspired our scorecards. See this page for more information: <http://balpc.intergroupinfo.com/>

