

end+disparities ECHO Collaborative Evaluation Summary Report – June 1, 2020

This Summary Report outlines a) the Regional Group evaluation findings using the Cross-Part Assessment Tool; and b) on the sustainability of the Regional Groups and Community Partners that participated in the recently concluded end+disparities ECHO Collaborative.

A) Regional Group Cross-Part Assessment Findings

Regional Quality Group Overview

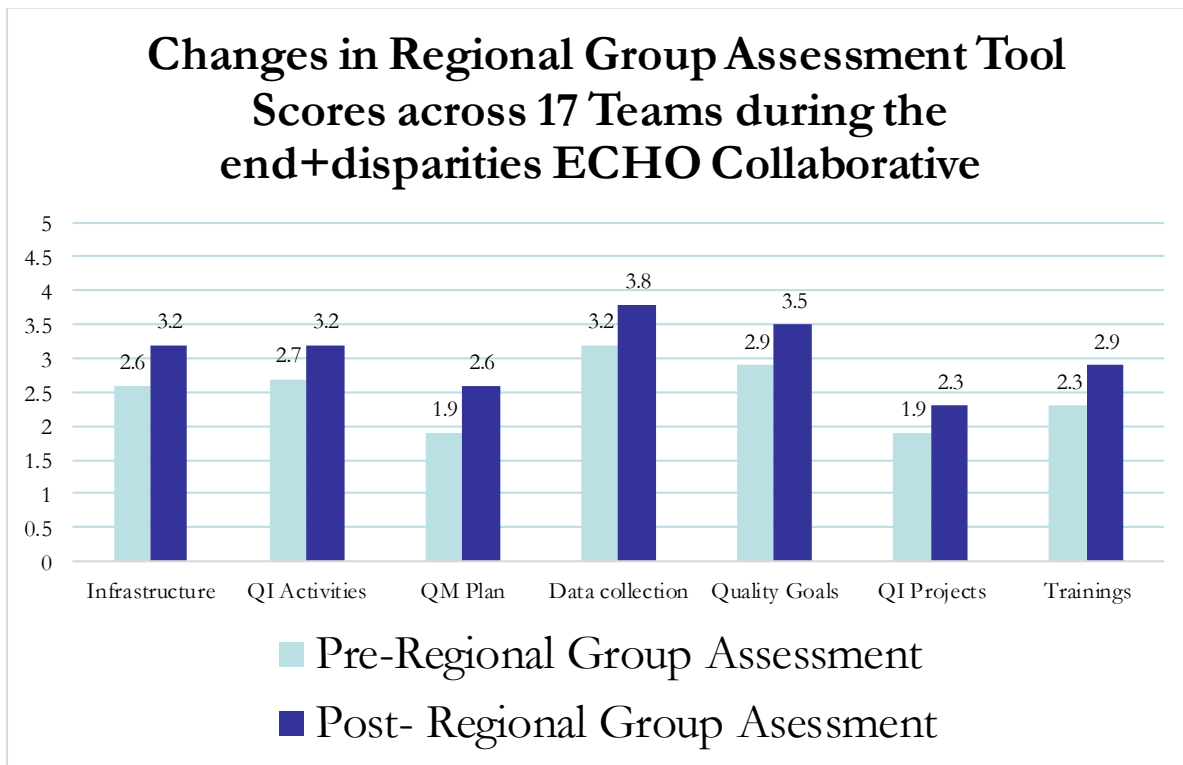
The end+disparities ECHO Collaborative was an 18-month national quality improvement (QI) initiative with participation by Ryan White HIV/AIDS Program (RWHAP) recipients and subrecipients aimed at reducing health disparities by increasing viral suppression rates for four disproportionately affected subpopulations of people with HIV (PWH): men of color who have sex with men (MSM of Color), Black/African American and Latina (BAAL) women, transgender persons, and youth (ages 13-24 years). Regional Groups played an integral role in the end+disparities ECHO Collaborative. Each Regional Group was composed of RWHAP-funded agencies, referred to as Community Partners. During the Collaborative, routine meetings with the Regional Group members or a representative group (such as members of the Regional Response Team) were held, which provided a routine process to update the Regional Group and share information with participants in the region, including regional viral suppression data and QI intervention findings.

To conduct routine Regional Group assessments a standardized assessment tool was provided. The Regional Group Assessment tool was utilized to assess pre- and post-Collaborative changes in the Regional Groups' function, design, implementation, and coordination across all RWHAP Parts. This tool is based on the previously utilized Cross-Parts Collaborative Assessment Tool (2008) and was adjusted in December 2018 to better reflect the evaluation needs of the end+disparities ECHO Collaborative. This updated version more accurately evaluates the Regional Group environment and measures how each domain of Regional Group development and implementation evolved over the course of the Collaborative. The tool was disseminated early in the Collaborative and again toward the end of the Collaborative to assess a pre- and post-evaluation comparisons. There were several new Regional Groups formed by interested parties in states that either did not have a pre-existing regional quality improvement group or the existing group did not choose to participate in the Collaborative. New Regional Groups were assigned a score of zero at the onset of the Collaborative and worked to develop each domain measured. In other cases, the Regional Groups had a long history of activity in developing their QI initiatives and either showed additional improvements over the course of the end+disparities ECHO Collaborative or remained unchanged. In one case, the well-established Regional Group's scores decreased due to

reorganization, but they have predicted that they will quickly coalesce and regroup as a highly functioning team. The Regional Group Assessment was carried out before and after the Collaborative to measure the changes in scores across seven domains (i.e. infrastructure, QI activities, Quality Management Plan, data collection, quality goals, QI projects, trainings) among 17 Regional Groups.

Key Findings of Regional Group Assessment

Overall, improvements were seen in each domain of the Regional Group Assessment tool over the 18-month measurement period. The greatest improvement from the beginning of the Collaborative to its end was in the development of a Quality Management Plan for each Regional Group (change in score from 1.9 to 2.6). The highest score for any of the domains was for the data question, which asks, “Are performance data on viral suppression collected to assess the quality of HIV care and services for all participating community partners across the region?” Further, the average score on data collection for Regional Groups went from 3.2 to 3.8 from the beginning to the end of the Collaborative. For the domain of QI projects, the average increase for the question, “Are joint quality improvement project(s) conducted with the engagement of Ryan White HIV/AIDS Program agencies across Parts?” went from 1.9 to 2.3. See results presented below.



Regional Group Assessment Tool

The following table outlines the domains and the associated questions. The tool is available upon request and includes the detailed scoring criteria

Regional Quality Management Infrastructure
A.1. Is there an HIV-specific quality management infrastructure in place to engage all Ryan White HIV/AIDS Program agencies within your region?
A.2. Are cross-Part communication strategies in place to solicit feedback from all Ryan White HIV/AIDS Program agencies and to promote quality improvement activities across the region?
A.3. Is a comprehensive quality management plan written to guide the end + disparities ECHO Collaborative quality management activities?
Regional Performance Measurement
B.1. Are performance data on viral suppression collected to assess the quality of HIV care and services for all participating community partners across the region?
Regional Quality Improvement Activities
C.1. Are region-wide quality improvement goals developed in collaboration with Ryan White HIV/AIDS Program agencies of all Parts?
C.2. Are joint quality improvement project(s) conducted with the engagement of Ryan White HIV/AIDS Program agencies across parts?
Regional Capacity Building for Quality Improvement
D.1. Are quality improvement training and technical assistance on quality improvement offered to HIV providers and consumers across the region and across Parts?

B) Sustainability of the end+disparities ECHO Collaborative

The end+disparities ECHO Collaborative took place between June 2018 and December 2019, building a national community of learners from diverse agencies, settings, and geographic locations. There were four phases of the Collaborative: Enrollment (March – April 2018), Pre-Work (May-June 2018), Active Collaborative (July 2018 – September 2019), and Sustainability (September 2019 – June 2020). Between September and December 2019, the Collaborative transitioned to sustainability. In December 2019, the Collaborative officially concluded and moved to the sustainability phase.

In addition to reach and impact, there were two outcome goals for sustaining the Collaborative, as follows.

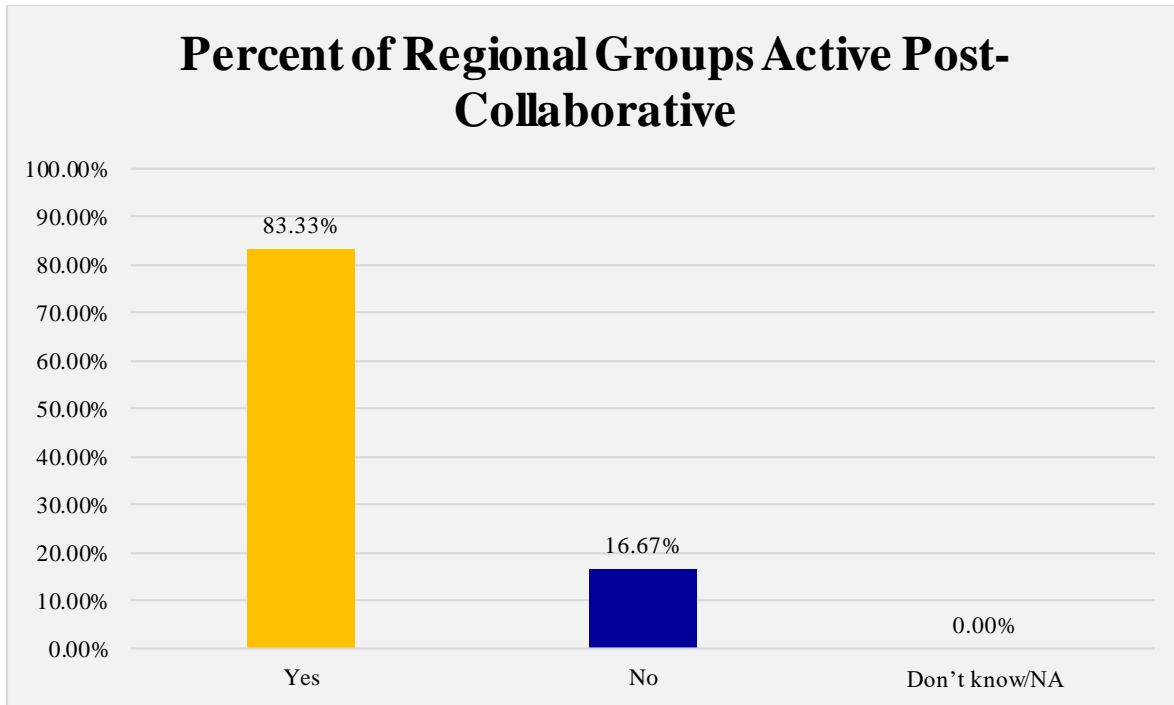
Sustainability Goals of the end+disparities ECHO Collaborative

- 1) 90% of regional improvement groups of Ryan White HIV/AIDS Program-funded recipients and subrecipients (Regional Groups) established at the beginning remain active six months after the formal end of the Collaborative (June 2020)
 - 2) 90% of active Collaborative participants have conducted, documented, and sustained their quality improvement efforts using the knowledge gained in the Collaborative
-

1) Key Findings of Regional Group Sustainability Survey

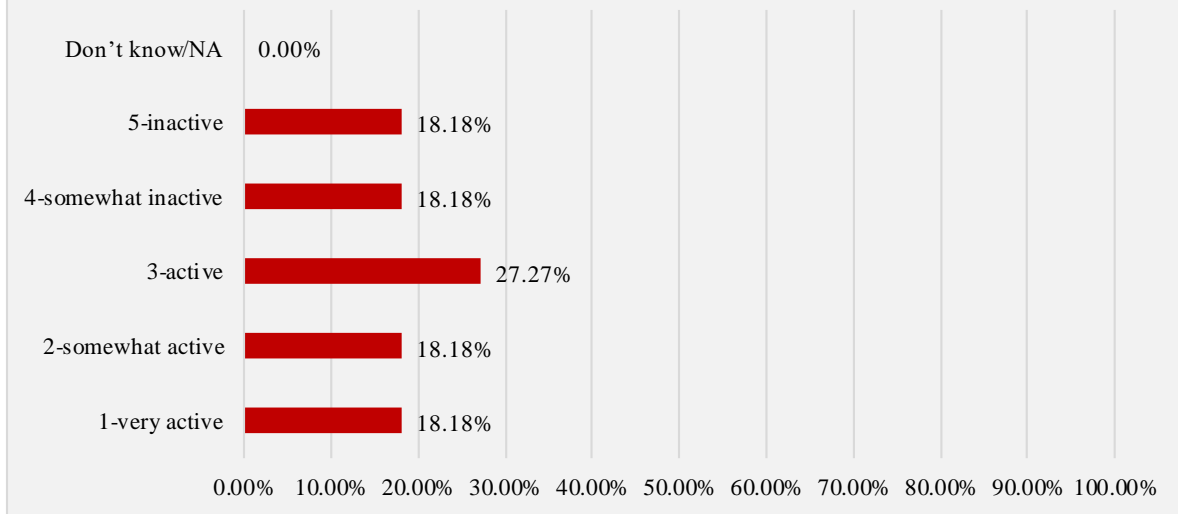
During the 18 months, 17 Regional Groups consisting of RWHAP providers across all RWHAP Part funding participated in the Collaborative to promote local coordination and harmonization of improvement efforts. To determine whether the Regional Groups sustained their efforts after the formal conclusion of the Collaborative, a survey was conducted in May 2020 over a 3-week period. A 4-question survey was developed in SurveyMonkey and sent via email to the 17 Regional Group leaders on May 5, 2020. Several reminder emails to fill out the survey were sent in order to increase the chance of a higher response rate. Out of the 17 Regional Group leaders that the survey was sent to, 12 of them completed the survey.

The majority of Regional Groups that we surveyed had sustained their efforts after the formal end of the Collaborative. About 83% (10/12) of respondents said that their Regional Group had remained active. When asked how active their Regional Group was in routinely meeting (in person or virtually) as an independent group or as part of a regional/statewide structure at the time of the survey, the highest proportion (27%) responded that they were currently active. Due to the timing of the survey (shortly before the 6-month mark post-Collaborative), the likelihood of the Regional Groups remaining active in the future was assessed. More than 66% (8/12) of respondents said that their Regional Groups were very likely to remain active after June 2020. When asked about the COVID-19 pandemic affecting their Regional Group work during the sustainability phase of the Collaborative, half (50%) of all Regional Group leaders said that it has had a high impact on their recent work while a third (33%) reported it having a moderate impact. Responses to the four Regional Group Sustainability Survey questions are presented below.

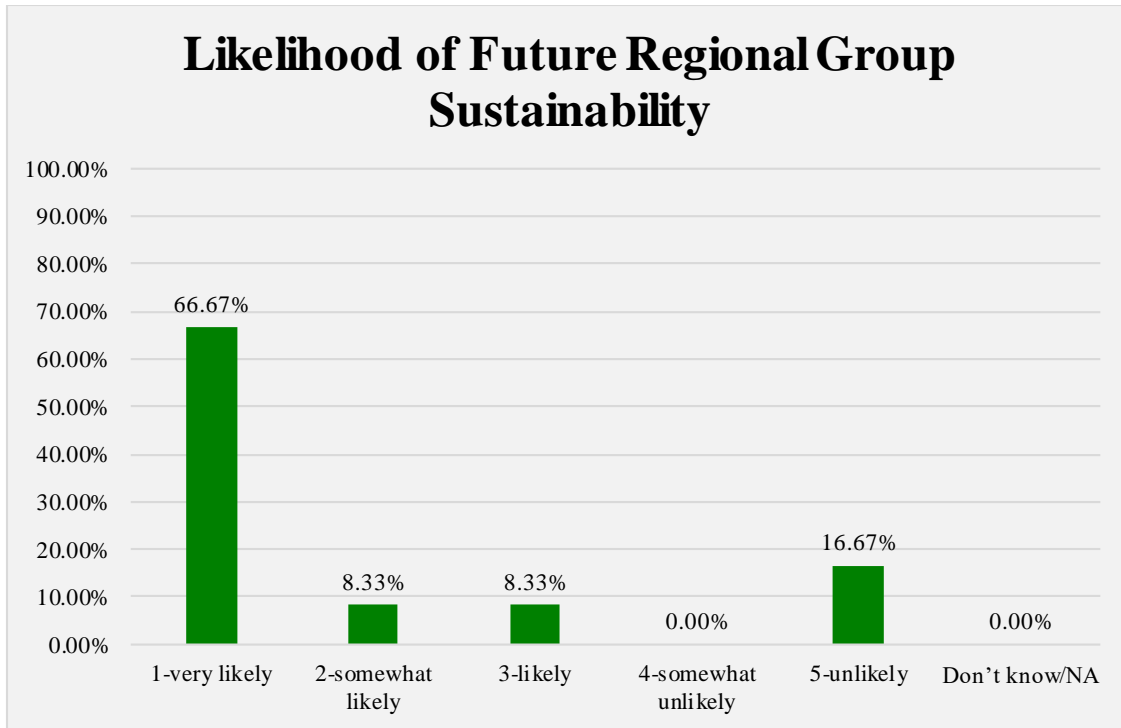


Active Regional Groups	N	%
Yes	10	83.33%
No	2	16.67%
Don't know/NA	0	0.00%
Total	12	100%

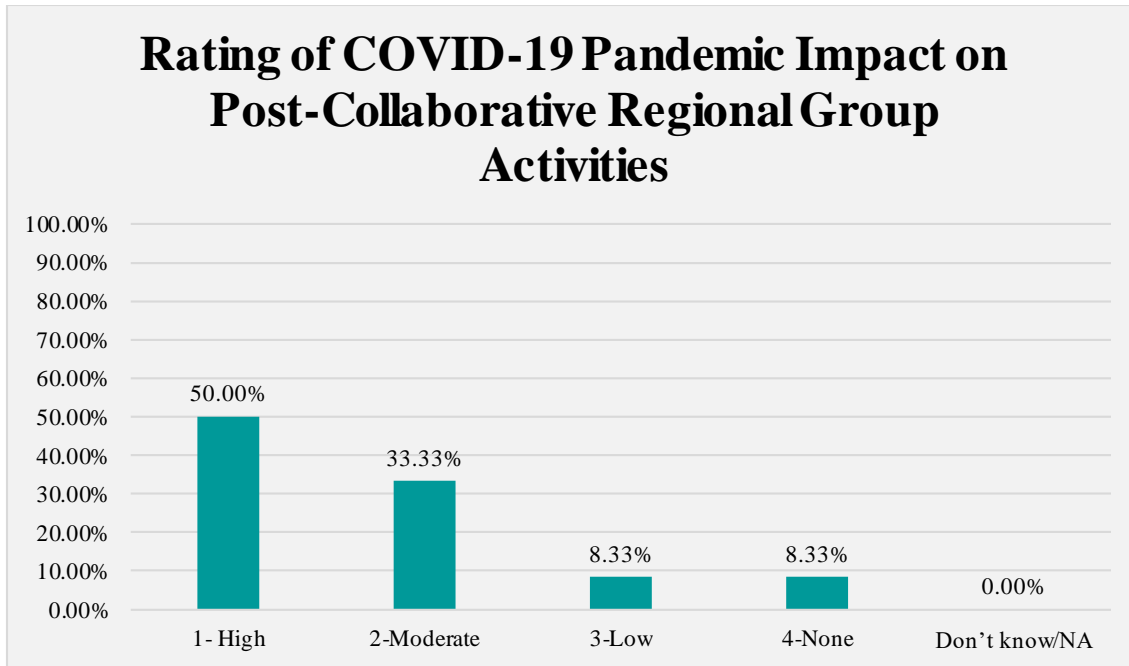
Rating of Regional Group Status as Independent or Statewide Group Post-Collaborative



Regional Group Status Rating	N	%
1-very active	2	18.18%
2-somewhat active	2	18.18%
3-active	3	27.27%
4-somewhat inactive	2	18.18%
5-inactive	2	18.18%
Don't know/NA	0	0.00%
Total	11	100%



Future Regional Group Sustainability	N	%
1-very likely	8	66.67%
2-somewhat likely	1	8.33%
3-likely	1	8.33%
4-somewhat unlikely	0	0.00%
5-unlikely	2	16.67%
Don't know/NA	0	0.00%
Total	12	100%



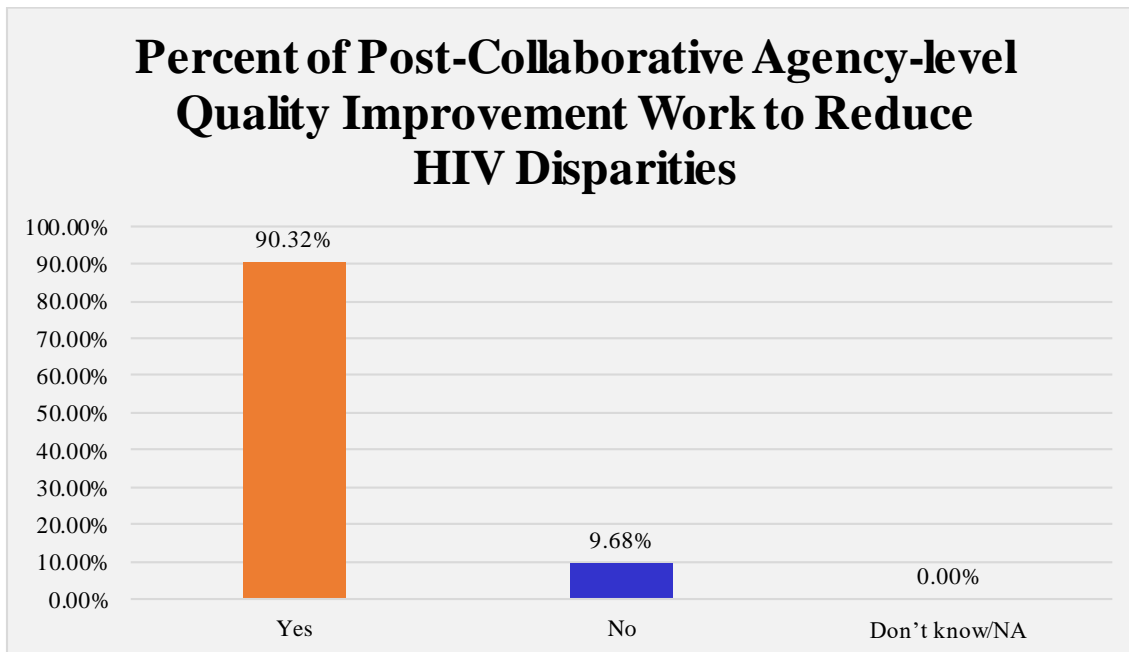
COVID-19 Impact on Regional Group Activities	N	%
1- High	6	50.00%
2-Moderate	4	33.33%
3-Low	1	8.33%
4-None	1	8.33%
Don't know/NA	0	0.00%
Total	12	100%

2) Key Findings of Community Partner Sustainability Survey

Community Partners (i.e., participating agencies in the Collaborative) were pivotal in reducing HIV-related disparities through their improvement efforts. There were 201 Community Partners that participated in the Collaborative and of those, 185 actively participated. To assess whether Community Partners were actively conducting quality improvement work and able to sustain their efforts after the Collaborative, a survey developed in SurveyMonkey was sent to Community Partners via email on May 6, 2020 over a 3-week period. The survey consisted of four questions. To increase the chance of a higher response rate, over 800 individuals from the participating agencies were sent the survey for completion, whether or not they were from the same agency. However, it was requested that only one individual representing their agency respond. Several reminders were sent to increase the chance of having a higher response rate. There was a total of 62 respondents who completed the survey.

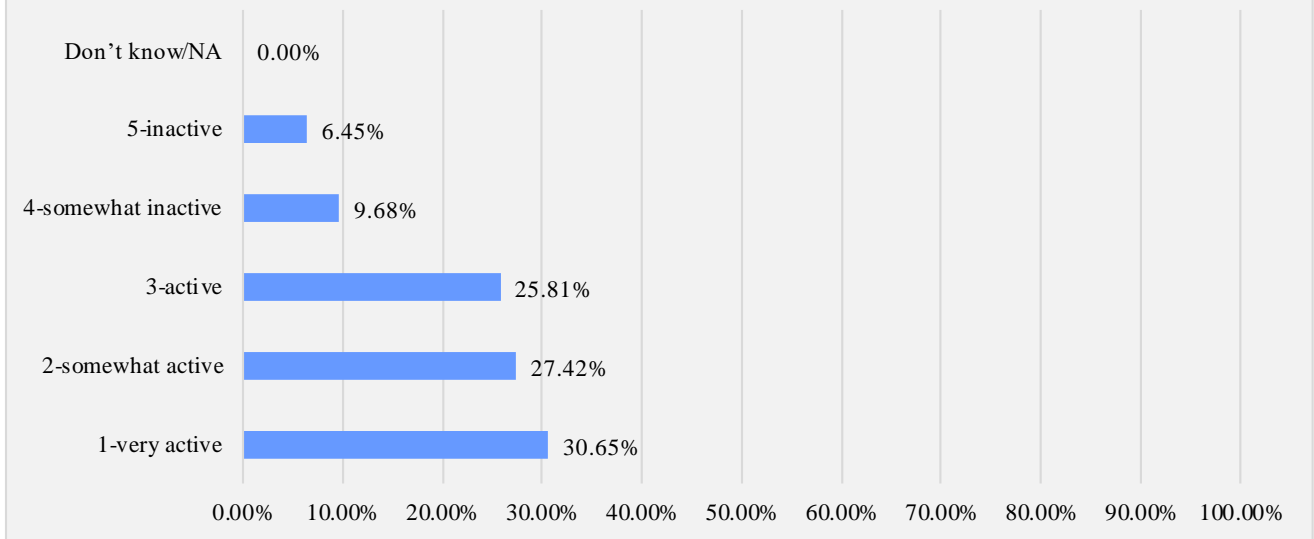
Most of the Community Partners that completed the survey continued their QI work after the formal conclusion of the Collaborative. Ninety percent of the 62 respondents said that their

agency had continued to conduct and document their improvement efforts to mitigate HIV-related disparities after the official end of the Collaborative. Further, about 84% of respondents said that their agency was active, somewhat active, or very active in measuring and sustaining their QI efforts using knowledge gained from the Collaborative. When asked how likely their agencies were to continue their improvement work to reduce HIV-related disparities after June 2020, 73% said they were very likely to do so. To assess whether the COVID-19 pandemic affected the sustainability of their agency’s improvement work, most of them rated the impact of it on their recent efforts as either high (52%) or moderate (34%). Responses to the four Community Partner Sustainability Survey questions are presented below.

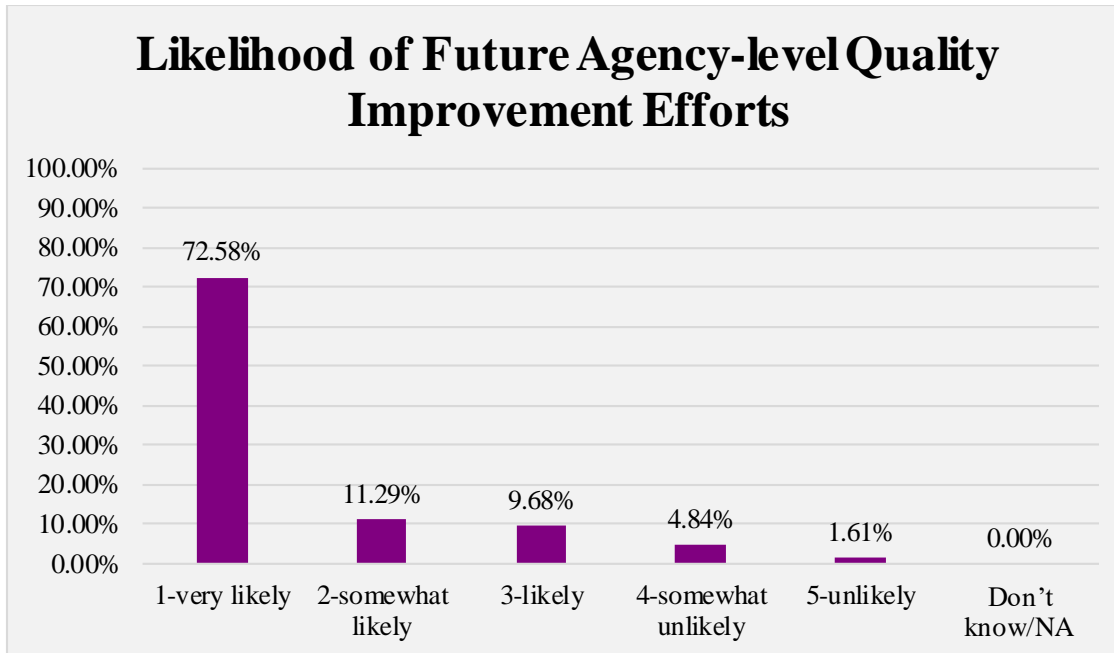


Continued QI Work to Reduce Disparities	N	%
Yes	56	90.32%
No	6	9.68%
Don't know/NA	0	0.00%
Total	62	100%

Status of Post-Collaborative Agency-level Quality Improvement Efforts Using Knowledge from Collaborative

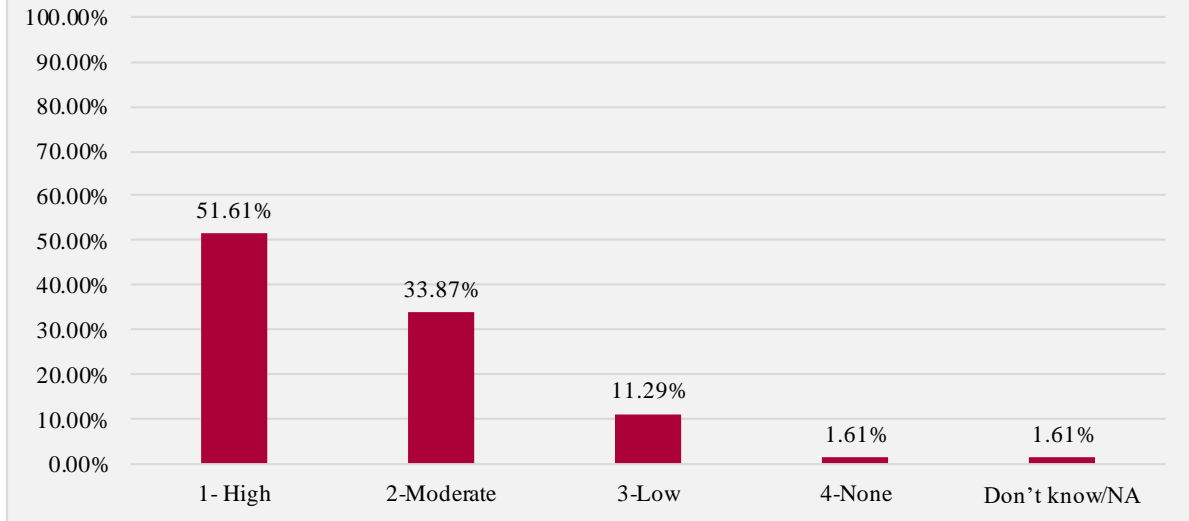


Status of QI Efforts using Collaborative Knowledge	N	%
1-very active	30.65%	19
2-somewhat active	27.42%	17
3-active	25.81%	16
4-somewhat inactive	9.68%	6
5-inactive	6.45%	4
Don't know/NA	0.00%	0
Total	62	100%



Future Agency-level QI Sustainability	N	%
1-very likely	45	72.58%
2-somewhat likely	7	11.29%
3-likely	6	9.68%
4-somewhat unlikely	3	4.84%
5-unlikely	1	1.61%
Don't know/NA	0	0.00%
Total	62	100%

Rating of COVID-19 Pandemic Impact on Post-Collaborative Agency-level Quality Improvement Activities



COVID-19 Impact on Agency-level QI	N	%
1- High	32	51.61%
2-Moderate	21	33.87%
3-Low	7	11.29%
4-None	1	1.61%
Don't know/NA	1	1.61%
Total	62	100%