



Empowering HIV Care: Harnessing the HIV Quality Measures Module and Maximizing CAREWare for Enhanced Ryan White HIV/AIDS Program Performance

2024 National Ryan White Conference on HIV Care and Treatment
August 22, 2024

Latoya Goncalves
Health Statistician
HIV/AIDS Bureau (HAB)

Denise Absher
Research Associate
Ryan White Data Support

Steve Overman
Director
jProg

Aaron O'Brien
Grants Data Manager
Roper St. Francis Healthcare

Vision: Healthy Communities, Healthy People



Health Resources and Services Administration (HRSA)

Overview



Supports more than 90 programs that provide health care to people who are geographically isolated, economically or medically challenged



HRSA does this through grants and cooperative agreements to more than 3,000 awardees, including community and faith-based organizations, colleges and universities, hospitals, state, local, and tribal governments, and private entities



Every year, HRSA programs serve tens of millions of people, including people with HIV, pregnant people, mothers and their families, and those otherwise unable to access quality health care

HRSA's HIV/AIDS Bureau Vision and Mission

Vision

Optimal HIV care and treatment for all to end the HIV epidemic in the U.S.

Mission

Provide leadership and resources to advance HIV care and treatment to improve health outcomes and reduce health disparities for people with HIV and affected communities.



HRSA's Ryan White HIV/AIDS Program (RWHAP) Overview

- Provides a comprehensive system of HIV primary medical care, medications, and essential support services for low-income people with HIV.
- Funds grants to states, cities, counties, and local community-based organizations to improve health outcome and reduce HIV transmission.
 - Recipients determine service delivery and funding priorities based on local needs and planning process.
- Provided services to over 566,000 people in 2022—more than half of all people with diagnosed HIV in the United States.
- 89.6% of RWHAP clients receiving HIV medical care were virally suppressed in 2022, exceeding national average of 65.1%ⁱ. This means they cannot sexually transmit HIV to their partners and can live longer and healthier lives.



Learning Objectives

At the conclusion of this activity, participants will be able to:

1. Understand what the HIVQM module is, the tool's benefits, how to enter data into HIVQM to monitor performance measures, and how to generate various types of reports that can be used to monitor and compare recipient's progress.
2. Learn how to utilize CAREWare to efficiently enter performance measure data and how to create the HIVQM data file for upload to the HIVQM Module.
3. Exchange best practices from both new and experienced HIVQM users, with the opportunity to share recommendations for potential enhancements to the HIVQM module based on their collective experiences and perspectives.

Overview of HAB Performance Measures

- The RWHAP performance measure portfolio focuses on:
 - Identifying core performance measures that are most critical to the care and treatment of people with HIV
 - Combining performance measures to address people of all ages with HIV
 - Promoting relevant performance measures used in other federal programs
 - Archiving performance measures that are no longer consistent with U.S. Department of Health and Human Services Clinical Guidelines or applicable to the general population
- The HAB performance measure portfolio focuses on critical areas of HIV care and treatment, and aligns with milestones along the HIV care continuum



HAB Performance Measures

HAB Performance Measure Category	Example Measure
• Core	<i>HIV Viral Suppression</i>
• All Ages	<i>Influenza Immunization</i>
• Adolescent/Adult	<i>HIV Risk Counseling</i>
• Children	<i>MMR Vaccination</i>
• HIV-Exposed Children	<i>PCP Prophylaxis for HIV-Exposed Infants</i>
• Medical Case Management	<i>Gap in HIV Medical Visits</i>
• Oral Health	<i>Dental Treatment Plan</i>
• AIDS Drug Assistance Program	<i>ADAP Application Determination</i>
• Systems-Level	<i>Linkage to HIV Medical Care</i>

<https://ryanwhite.hrsa.gov/grants/performance-measure-portfolio>



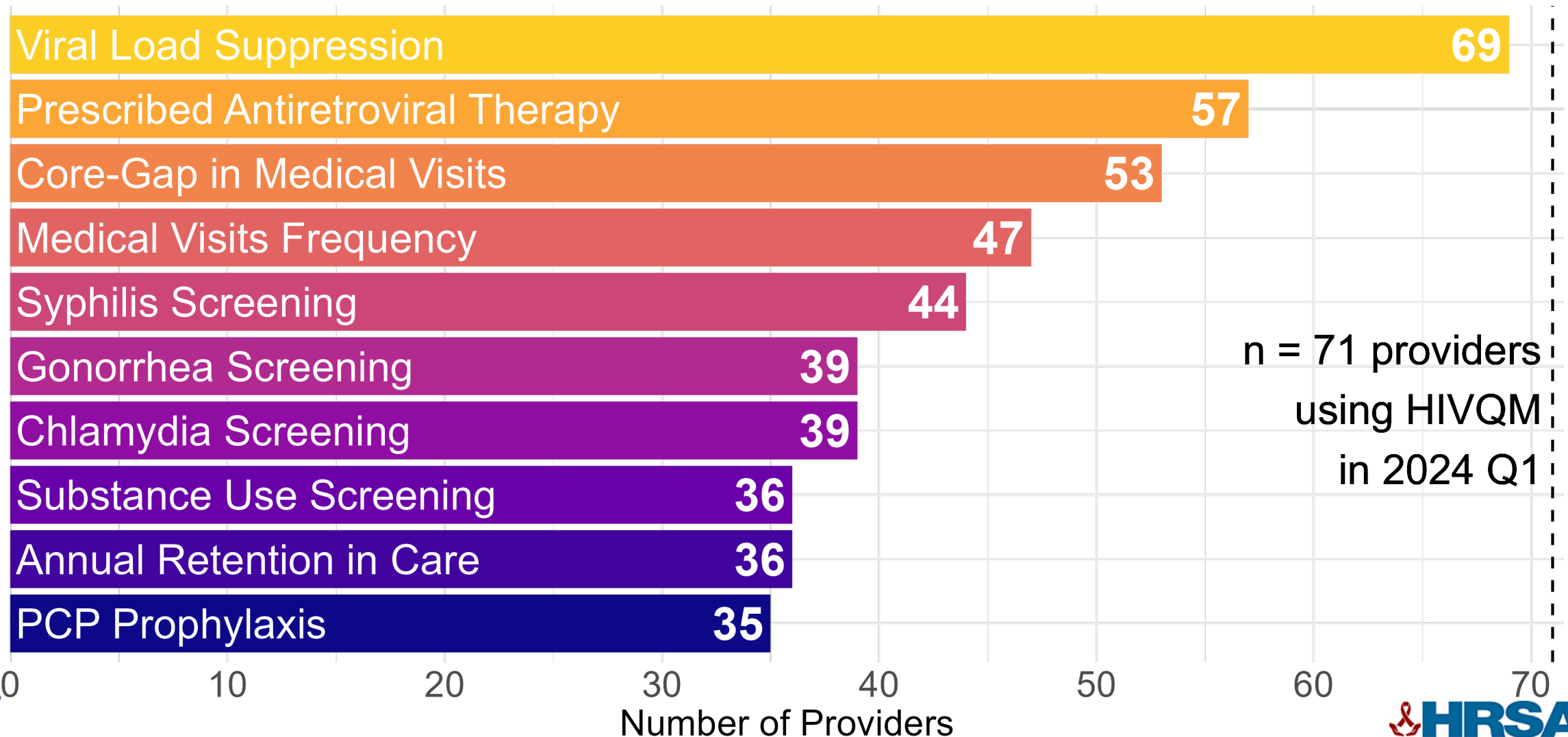
Why Measure?

- Set a baseline for improving patient care, health outcomes, and patient satisfaction
- Inform and support quality improvement (QI) efforts
 - Create buy-in for QI work
 - Track improvements over time
 - Identify and prioritize QI projects and goals
 - Track progress toward QI goals
- Monitor patient care, health outcomes, and patient satisfaction

HIV Quality Measures (HIVQM) Module

- Tool within the RWHAP Services Report (RSR) portal that allows recipients to enter aggregate data specific to the HRSA HAB Performance Measures.
- The HIVQM Module allows recipients to conduct point-in-time benchmarking across other RWHAP recipients that use the module.
- Module opens March, June, September, and December.
- Additional resources available on [TargetHIV.org](https://www.targethiv.org).

Most Commonly Reported Performance Measures in HIVQM



Benefits and Features of the HIVQM

- Monitor performance in serving clients, particularly in providing access to care and quality HIV services
- Set goals for performance measures and QI projects
- Generate reports that compare providers statewide, regionally, nationally, and by RWHAP Part
- Visualize provider-level performance measure data
- View interactive data displays

Using the HIVQM Module



NATIONAL 2024
RYAN WHITE
CONFERENCE
ON HIV CARE & TREATMENT

Project Support

This project and product was supported by Contract/Order No. 75R60219D00022/75R60222F34002 from the Health Resources and Services Administration (HRSA) of the U.S. Department of Health and Human Services (HHS). Its contents are solely the responsibility of the authors and do not necessarily represent the official views of HRSA.

Disclosures

Denise Absher has no relevant financial relationships with ineligible companies to disclose.

This continuing education activity is provided by AffinityCE, and Health Resources and Services Administration (HRSA). AffinityCE and Health Resources and Services Administration (HRSA) staff, as well as planners and reviewers, have no relevant financial relationships with ineligible companies to disclose. AffinityCE adheres to the ACCME's Standards for Integrity and Independence in Accredited Continuing Education. Any individuals in a position to control the content of a CME activity, including faculty, planners, reviewers, or others, are required to disclose all relevant financial relationships with ineligible companies.

All relevant financial relationships have been mitigated by the peer review of content by non-conflicted reviewers prior to the commencement of the activity.

Section Overview

Introduction to Data Support

HIVQM Module Overview

Accessing the HIVQM Module

Data Entry: Step-by-Step Instructions

Generating HIVQM Reports

Technical Assistance Resources

Data Support



Ryan White Services Report
(RSR)



ADAP Data Report (ADR)



Allocations Report (PTR)



Expenditures Report



HIV Quality Measures Report
(HIVQM)



Dental Services Report (DSR)



AIDS Education and Training
Centers (AETC) Grant Report



Ending the HIV Initiative
(EHE) Triannual Report

HIVQM Instruction Manual

RYAN WHITE HIV/AIDS PROGRAM

HIV Quality Measures (HIVQM) Module Instruction Manual 2022-2023

Date: January 2023 | Version: 1

Public Burden Statement: An agency may not conduct or sponsor, and a person is not required to respond to, a collection of information unless it displays a currently valid OMB control number. The OMB control number for this project is 0906-0022 with an expiration date of October 31, 2025. Public reporting burden for this collection of information is estimated to average six hours per response, including the time for reviewing instructions, searching existing data sources, and completing and reviewing the collection of information. Send comments regarding this burden estimate or any other aspect of this collection of information, including suggestions for reducing this burden, to paperwork@hhs.gov.

HIV/AIDS Bureau
Division of Policy and Data
Health Resources and Services Administration
U.S. Department of Health and Human Services
5600 Fishers Lane, Room 9N164
Rockville, MD 20857



The HIV Quality Measures (HIVQM) Module Instruction Manual is available on the TargetHIV website:
<https://targethiv.org/library/hivqm>

Overview of the HIVQM Module



Enter HAB performance measures data, including demographic data, four times a year



Create your organizational summary reports



Manually enter data or upload your data via CSV file, including from CAREWare



Compare your performance with other organizations who also enter data in the Module

HIVQM Module - Timeline

HIVQM Module Opens	HIVQM Module Closes	Reporting Period
December 1	December 31	October 1 – September 30
*March 1	March 31	January 1 – December 31
June 1	June 30	April 1 – March 31
September 1	September 30	July 1 – June 30

*System allows access to edit or enter data for previous reporting periods.

Components of the HIVQM Module

1. Provider Information

Consists of four prepopulated data points about the provider (generated from the latest RSR)

2. Performance Measures


Choose and enter aggregate data on select performance measures


3. HIVQM Reports


- Summary Report
- Comparison Trend Report
- Program Parts Comparison Report


Accessing the HIVQM Module


Recipients


 **Electronic Handbooks**


**Applicant/Grantee**
Use this link if you are applying for, or have been awarded a HRSA grant and you need to access the HRSA Electronic Handbooks (EHBs). Using this link, you can also access the FTCA or FQHC system.


**Grantor**
Use this link if you are a HRSA employee and you need to access your HRSA Electronic Handbooks (EHBs).


**FI Review**
Use this link if you want to register to become a CHGME Auditor or if you already are one and need to access your work.

**Consultant/Expert**
Use this link if you are a Consultant/Expert providing technical assistance to HRSA or HRSA supported organizations and you need to access the Technical Assistance Tracking System (TATS).

**Vendor**
Use this link if you are a vendor providing technical assistance consulting services to HRSA and you need to access the Technical Assistance Tracking System (TATS).

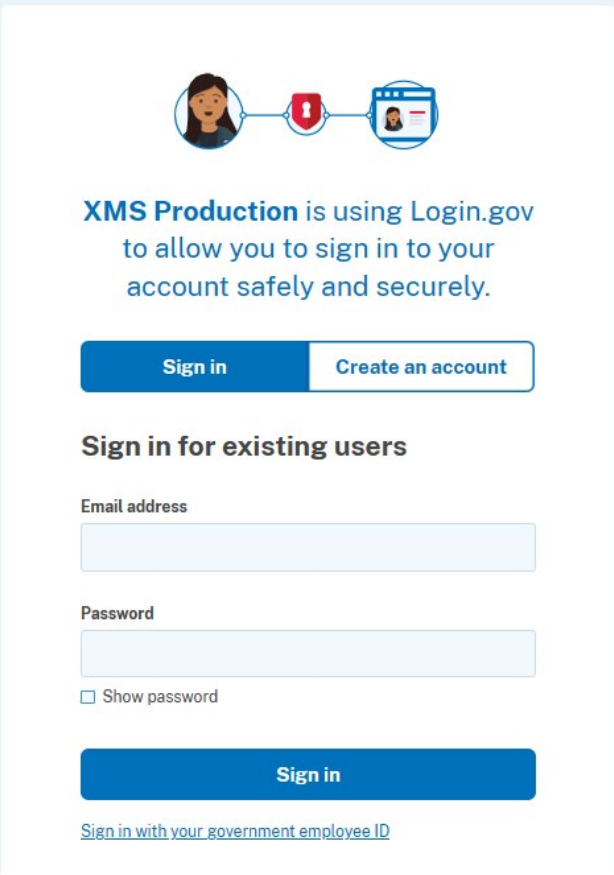
**Technical Analyst**
Use this link if you are a Technical Analyst (TA) providing services to HRSA and you need to access the Maternal Infant Early Childhood Home Visiting (MIECHV) Annual and/or Quarterly Reports.


**Service Provider**
Use this link if you are a HAB provider and you need to access the HRSA Electronic Handbooks (EHBs).

**Program System Administrator**
Use this link if you are a HAB Program System Administrator and you need to access the HRSA Electronic Handbooks (EHBs).

LOGIN.GOV

HHS.gov




XMS Production is using Login.gov to allow you to sign in to your account safely and securely.

Sign in

Create an account

Sign in for existing users

Email address

Password

☐ Show password

Sign in

[Sign in with your government employee ID](#)

Access the HIVQM Module via RSR Inbox

NAVIGATION

Inbox

Provider Report

Check your XML

Search

Provider Reports

Administration

Edit Registration

Change Password

Print Requests

References

Merge Rules

Validation Rules

Performance Measures

HIVQM Inbox

Emerging Initiatives

CDR Inbox

RSR Provider Report Inbox

Report ID	Provider Name	Reg Code	Reporting Period	Modified Date	Status	Action	Clients	Action History
123456	Coaching Flood Ltd.	51129	RSR 2022 Annual	3/20/2023 11:43:58 AM	Submitted	Open	805	History

Page Size: 25

For help with EHBs contact the HRSA Help Desk by phone at 1-877-Go4-HRSA (1-877-464-4772) Monday through Friday, 8:00 a.m. to 8:00 p.m. Eastern Time. Or use the [HRSA Electronic Handbooks Contact Center help request form](#) to submit your ques online. For questions regarding data content and/or reporting requirements, please contact Data Support at 1-888-640-9356 or email to RyanWhiteDataSupport@wrma.com

Logged in as: Provider

The HAB Web Applications also require Adobe Acrobat Reader 5 or higher installed on your PC. To download Adobe Acrobat Reader, click

HIVQM Data Entry

NAVIGATION

Performance Measures

HIVQM Inbox

Upload HIVQM Data

Administration

Edit Registration

Change Password

Print Requests

Search

HIVQM Reports

HIVQM Reports

Program Parts Comparison Report

References

HAB PM Portfolio

HHS Region Map

RSR Inbox

Return to RSR

HIVQM Report Inbox


Report ID	Provider Name	Reg Code	Reporting Period	Status	Action
0	Coaching Flood Ltd.	51129	07/01/2022 -- 06/30/2023	Not Started	<div>Create</div>

Page Size: 25

1 items in 1 pages

For help with EHBs contact the HRSA Help Desk by phone at 1-877-Go4-HRSA (1-877-464-4772) Monday through Friday, 8:00 a.m. to 8:00 p.m. Eastern Time. Or use the [HRSA Electronic Handbooks Contact Center help request form](#) to submit your question online. For questions regarding data content and/or reporting requirements, please contact Data Support at 1-888-640-9356 or email to RyanWhiteDataSupport@wrma.com

Logged in as: Provider

The HAB Web Applications also require Adobe Acrobat Reader 5 or higher installed on your PC. To download Adobe Acrobat Reader, click 

NAVIGATION <<

Search

Performance Measures

HIVQM Inbox

Upload HIVQM Data

Administration

Print Requests

Admin Reports

Admin Tools

Comments

Add Comments

View Comments

HIVQM Report

Navigation

Provider Information

Select Measures

Enter Performance Data

Search

HIVQM Reports

Summary Report

Comparison Trend Report

Program Parts Comparison Report

References

HAB PM Portfolio

HHS Region Map

RSR Inbox

Return to RSR

HIVQM Report

Report ID:Report Period: 07/01/2022 -- 06/30/2023Access Mode: ReadWriteStatus: WorkingLast Modified Date: 9/5/2023 7:36:52 AMLocked By: NoneClose Date: 9/30/2023 6:00:00 PMLast Modified By:

Public Burden Statement: An agency may not conduct or sponsor, and a person is not required to respond to, a collection of information unless it displays a currently valid OMB control number. The OMB control number for this project is 0906-0022, and the expiration date is 12/31/2022. Public reporting burden for this collection of information is estimated to average 1 hour per response, including the time for reviewing existing information, searching existing data sources, gathering and maintaining the data needed, and completing and reviewing the collection of information. Send comments regarding this burden estimate or any other aspect of this collection of information, including suggestions for reducing this burden, to HRSA Reports Clearance Officer, 5600 Fishers Lane, Room 14N136B, Rockville, Maryland, 20857.

Please review items 1 through 4 and make any necessary changes. A field with an asterisk (*) before it is a required field.

★ 1. Provider Caseload

Enter the total number of unduplicated clients enrolled at the end of the reporting period (caseload).

Provider Caseload: 277

★ 2. Funding Source

Indicate all funding sources received during the reporting period.

☐ Part A

☒ Part B

☐ Part B Supplemental

☒ Part C EIS

☐ Part D

☐ Part A CARES Act

☐ Part B CARES Act

☒ Part C CARES Act

☐ Part D CARES Act

☐ EHE

★ 3. Provider Type:

☐ Hospital or university-based clinic

☒ Publicly funded community health center

☐ Publicly funded community mental health center

☐ Other community-based service organization (CBO)

☐ Health department

☐ Substance abuse treatment center

☐ Solo/group private medical practice

☐ Agency reporting for multiple fee-for-service providers

☐ People Living with HIV/AIDS (PLWHA) Coalition

☐ VA facility

☐ Other facility

Provider Caseload

Funding Source

Provider Type

Data Collection

Select Measures

NAVIGATION

Search

Performance Measures

HIVQM Inbox

Upload HIVQM Data

Administration

Print Requests

Admin Reports

Admin Tools

Comments

Add Comments

View Comments

HIVQM Report

Navigation

Provider Information

Select Measures

Enter Performance Data

Search

HIVQM Reports

Summary Report

Comparison Trend Report

Program Parts

Comparison Report

References

HAB PM Portfolio

HHS Region Map

RSR Inbox

Return to RSR

HIVQM Report

Your session will expire in: 13:11

Report ID: Report Period: 07/01/2022 -- 06/30/2023 Access Mode: ReadWrite

Status: Working Last Modified Date: 9/5/2023 7:36:52 AM Locked By: None

Close Date: 9/30/2023 6:00:00 PM Last Modified By:

Select the performance measures on which you will report.

Performance Measure Title	Category Id
Core Measures	1
<input checked="" type="checkbox"/> Viral Load Suppression	?
<input checked="" type="checkbox"/> Prescribed Antiretroviral Therapy	?
<input checked="" type="checkbox"/> Medical Visits Frequency	?
<input checked="" type="checkbox"/> Gap in Medical Visits	?
<input checked="" type="checkbox"/> PCP Prophylaxis	?
All Ages Measures	2
<input type="checkbox"/> HIV Drug Resistance Testing Before Initiation of Therapy	?
<input checked="" type="checkbox"/> Influenza Vaccination	?
<input checked="" type="checkbox"/> Lipids Screening	?
<input checked="" type="checkbox"/> TB Screening	?
Adolescent and Adult Measures	3
HIV Infected Children Measures	4
<input type="checkbox"/> MMR vaccination	?
HIV Exposed Children Measures	5
<input type="checkbox"/> Diagnostic testing to Exclude HIV Infection in Exposed Infants	?
<input type="checkbox"/> Neonatal Zidovudine Prophylaxis	?
<input type="checkbox"/> PCP Prophylaxis for HIV Exposed Infants	?
Medical Case Management (MCM) Measures	6
<input checked="" type="checkbox"/> Care Plan	?
<input type="checkbox"/> Gap in Medical Visits	?
<input checked="" type="checkbox"/> Medical Visit Frequency	?
Oral Health Measures	7
ADAP Measures	8
Systems-Level Measures	9

Cancel Save

Select Measures (cont.)

Performance Measure Portfolio

<https://ryanwhite.hrsa.gov/grants/performance-measure-portfolio>

NAVIGATION

Search

Performance Measures

- HIVQM Inbox
- Upload HIVQM Data

Administration

- Print Requests
- Admin Reports
- Admin Tools

Comments

- Add Comments
- View Comments

HIVQM Report

Navigation

- Provider Information
- Select Measures
- Enter Performance Data

HIVQM Reports

- Summary Report
- Comparison Trend Report
- Program Parts Comparison Report

References

- HAB PM Portfolio
- HHS Region Map

RSR Inbox

- Return to RSR

HIVQM Report

Report ID: [] Status: Working Close Data

Report Period: 07/01/2022 – 06/30/2023 Last Modified Date: 9/5/2023 7:36:52 AM Last Modified

Access Mode: ReadWrite Locked By: None

Select the performance measures on which you will report.

Performance Measure Title	
Core Measures	
<input checked="" type="checkbox"/> Viral Load Suppression	?
<input checked="" type="checkbox"/> Prescribed Antiretroviral Therapy	?
<input checked="" type="checkbox"/> Medical Visits Frequency	?
<input checked="" type="checkbox"/> Gap in Medical Visits	?
<input checked="" type="checkbox"/> PCP Prophylaxis	?
All Ages Measures	
<input type="checkbox"/> HIV Drug Resistance Testing Before Initiation of Therapy	?
<input checked="" type="checkbox"/> Influenza Vaccination	?
<input checked="" type="checkbox"/> Lipids Screening	?
<input checked="" type="checkbox"/> TB Screening	?
Adolescent and Adult Measures	
HIV Infected Children Measures	
<input type="checkbox"/> MMR Vaccination	?
HIV Exposed Children Measures	
<input type="checkbox"/> Diagnostic Testing to Exclude HIV Infection in Exposed Infants	?
<input type="checkbox"/> Neonatal Zidovudine Prophylaxis	?
<input type="checkbox"/> PCP Prophylaxis for HIV-Exposed Infants	?
Medical Case Management (MCM) Measures	
<input checked="" type="checkbox"/> Care Plan	?
<input type="checkbox"/> Gap in Medical Visits	?
<input checked="" type="checkbox"/> Medical Visit Frequency	?
Oral Health Measures	7
ADAP Measures	8
Systems-Level Measures	9

Cancel Save

Title
HIV Viral Load Suppression

Description
Percentage of patients, regardless of age, with a diagnosis of HIV with a HIV viral load less than 200 copies/mL at last HIV viral load test during the measurement year

Records Reviewed
Number of unduplicated client records reviewed for this performance measure.

Numerator
Number of patients in the denominator with a HIV viral load less than 200 copies/mL at last HIV viral load test during the measurement year

Denominator
Number of patients, regardless of age, with a diagnosis of HIV with at least one medical visit in the measurement year.

Detailed Guidance is Available at
<https://hab.hrsa.gov/clinical-quality-management/performance-measure-portfolio>

Tips for Entering Performance Data

For **Records Reviewed**, you must enter a number less than or equal to your caseload number entered in the Provider Information page.

The **Records Reviewed** number must be greater than or equal to the denominator.

The **numerator** must be less than or equal to the denominator.

If your **numerator** is less than 20% of the **denominator**, you will receive an alert to make sure this number is correct.

Performance Measure Data

NAVIGATION

Search

Performance Measures

HIVQM Inbox

Upload HIVQM Data

Administration

Print Requests

Admin Reports

Admin Tools

Comments

Add Comments

View Comments

HIVQM Report

Navigation

Provider Information

Select Measures

Enter Performance Data

Search

HIVQM Reports

Summary Report

Comparison Trend Report

Program Parts Comparison Report

References

HAB PM Portfolio

HHS Region Map

RSR Inbox

HIVQM Report

Your session will expire in: 29:35

Report ID: 1234567890

Status: Working

Close Date: 9/30/2023 6:00:00 PM

Report Period: 07/01/2022 – 06/30/2023

Last Modified Date: 9/5/2023 7:36:52 AM

Last Modified By:

Access Mode: ReadWrite

Locked By: None

Performance Measure Data

Core Measures

Viral Load Suppression

View/Edit

Prescribed Antiretroviral Therapy

View/Edit

Medical Visits Frequency

View/Edit

Gap in Medical Visits

View/Edit

PCP Prophylaxis

View/Edit

All Ages Measures

Influenza Vaccination

View/Edit

Lipids Screening

View/Edit

TB Screening

View/Edit

Adolescent and Adult Measures

Cervical Cancer Screening

View/Edit

Chlamydia Screening

View/Edit

Gonorrhea Screening

View/Edit

Hepatitis B Screening

View/Edit

Hepatitis B Vaccination

View/Edit

Hepatitis C Screening

View/Edit

HIV Risk Counseling

View/Edit

Oral Exam

View/Edit

Pneumococcal Vaccination

View/Edit

Substance Use Screening

View/Edit

Syphilis Screening

View/Edit

Performance Measure Data - Edit

NAVIGATION

Search

Performance Measures

HIVQM Inbox

Upload HIVQM Data

Administration

Print Requests

Admin Reports

Admin Tools

Comments

Add Comments

View Comments

HIVQM Report

Navigation

Provider Information

Select Measures

Enter Performance Data

Search

HIVQM Reports

HIVQM Reports

Summary Report

Comparison Trend Report

Program Parts Comparison Report

References

HAB PM Portfolio

HHS Region Map

RSR Inbox

Return to RSR

HIVQM Performance Measure Data - Edit

Your session will expire in: 29:12

Report ID: Status: Working Close Date: 9/30/2023 6:00:00 PM

Report Period: 07/01/2022 -- 06/30/2023 Last Modified Date: 9/5/2023 7:36:52 AM

Access Mode: ReadWrite Locked By: None Last Modified By:

Viral Load Suppression

Row 1 includes all client records for that specific performance measure. A dash in any of the columns indicates that the measure includes all clients in that category and is not restricted to any specific sub groups (e.g. males only or 25-44 yr olds only).

+ Add new record

Row Number	Age Min	Age Max	Gender	Race/Ethnicity	HIV Risk Factor	Records Reviewed	Numerator	Denominator	Provider Percent	Action
All fields marked with * are required										
	Age Min									
	Age Max									
	Gender	--Select Gender--								
	Race/Ethnicity	--Select Race/Ethnicity--								
	HIV Risk Factor	--Select HIV Risk Factor--								
	Records Reviewed									
	* Numerator									
	* Denominator									

Update

1

Page Size: 50

1 items in 1 pages

Go Back

For help with EHBs contact the HRSA Help Desk by phone at 1-877-Go4-HRSA (1-877-464-4772) Monday through Friday, 8:00 a.m. to 8:00 p.m. Eastern Time. Or use the [HRSA Electronic Handbooks Contact Center help request form](#) to submit your question online. For questions regarding data content and/or reporting requirements, please contact Data Support at 1-888-640-9356 or email to RyanWhiteDataSupport@wrma.com

Logged in as: DataSupportUser, SysAdmin

The HAB Web Applications also require Adobe Acrobat Reader 5 or higher installed on your PC. To download Adobe Acrobat Reader, click

Performance Measures Data – Edit (cont.)

NAVIGATION

Search

Performance Measures

HIVQM Inbox

Upload HIVQM Data

Administration

Print Requests

Admin Reports

Admin Tools

Comments

Add Comments

View Comments

HIVQM Report

Navigation

Provider Information

Select Measures

Enter Performance Data

Search

HIVQM Reports

Summary Report

Comparison Trend Report

Program Parts Comparison Report

References

HAB PM Portfolio

HHS Region Map

RSR Inbox

Return to RSR

HIVQM Performance Measure Data - Edit

Your session will expire in: 29:12

Report ID: Status: Working Close Date: 9/30/2023 6:00:00 PM

Report Period: 07/01/2022 -- 06/30/2023 Last Modified Date: 9/5/2023 7:36:52 AM

Access Mode: ReadWrite Locked By: None Last Modified By:

Viral Load Suppression

Row 1 includes all client records for that specific performance measure. A dash in any of the columns indicates that the measure includes all clients in that category and is not restricted to any specific sub groups (e.g. males only or 25-44 yr olds only).

+ Add new record

Row Number	Age Min	Age Max	Gender	Race/Ethnicity	HIV Risk Factor	Records Reviewed	Numerator	Denominator	Provider Percent	Action
All fields marked with * are required										
Age Min										
Age Max										
Gender	--Select Gender--									
Race/Ethnicity	--Select Race/Ethnicity--									
HIV Risk Factor	--Select HIV Risk Factor--									
Records Reviewed										
* Numerator										
* Denominator										

Update

1 50 1 items in 1 pages

Go Back

For help with EHBs contact the HRSA Help Desk by phone at 1-877-Go4-HRSA (1-877-464-4772) Monday through Friday, 8:00 a.m. to 8:00 p.m. Eastern Time. Or use the [HRSA Electronic Handbooks Contact Center help request form](#) to submit your question online. For questions regarding data content and/or reporting requirements, please contact Data Support at 1-888-640-9356 or email to RyanWhiteDataSupport@wrma.com

Logged in as: DataSupportUser, SysAdmin

The HAB Web Applications also require Adobe Acrobat Reader 5 or higher installed on your PC. To download Adobe Acrobat Reader, click [here](#).

Entering Your First Record

NAVIGATION

Search

Performance Measures

HIVQM Inbox

Upload HIVQM Data

Administration

Print Requests

Admin Reports

Admin Tools

Comments

Add Comments

View Comments

HIVQM Report

Navigation

Provider Information

Select Measures

Enter Performance Data

Search

HIVQM Reports

HIVQM Reports

Summary Report

Comparison Trend Report

Program Parts

Comparison Report

References

HAB PM Portfolio

HHS Region Map

RSR Inbox

HIVQM Performance Measure Data - Edit

Your session will expire in: 18:47

Report ID: Status: Working Close Date: 9/30/2023 6:00:00 PM

Report Period: 07/01/2022 – 06/30/2023 Last Modified Date: 9/5/2023 7:36:52 AM

Access Mode: ReadWrite Locked By: None Last Modified By:

Viral Load Suppression

Row 1 includes all client records for that specific performance measure. A dash in any of the columns indicates that the measure includes all clients in that category and is not restricted to any specific sub groups (e.g. males only or 25-44 yr olds only).

+ Add new record

Row Number	Age Min	Age Max	Gender	Race/Ethnicity	HIV Risk Factor	Records Reviewed	Numerator	Denominator	Provider Percent	Action
1										Edit

All fields marked with * are required

Age Min

Age Max

Gender

--Select Gender--

Race/Ethnicity

--Select Race/Ethnicity--

HIV Risk Factor

--Select HIV Risk Factor--

Records Reviewed

277

* Numerator

256

* Denominator

277

Update Cancel

Page Size: 50

1 items in 1 pages

Go Back

For help with EHBs contact the HRSA Help Desk by phone at 1-877-Go4-HRSA (1-877-464-4772) Monday through Friday, 8:00 a.m. to 8:00 p.m. Eastern Time. Or use the HRSA Electronic Handbooks Contact Center help request form to submit your question online. For questions regarding data content and/or reporting requirements, please contact Data Support at 1-888-640-9356 or email to RyanWhiteDataSupport@wrma.com

Summary Table – Row 1

NAVIGATION <<
Search
Performance Measures
HIVQM Inbox
Upload HIVQM Data
Administration
Print Requests
Admin Reports
Admin Tools
Comments
Add Comments
View Comments
HIVQM Report
Navigation
Provider Information
Select Measures
Enter Performance Data
Search
HIVQM Reports
Summary Report
Comparison Trend Report
Program Parts
Comparison Report
References
HAB PM Portfolio
HHS Region Map
RSR Inbox

HIVQM Performance Measure Data - Edit

Your session will expire in: 18:47

Report ID:
Report Period: 07/01/2022 -- 06/30/2023
Access Mode: ReadWrite

Status: Working
Last Modified Date: 9/5/2023 7:36:52 AM
Locked By: None

Close Date: 9/30/2023 6:00:00 PM
Last Modified By:

Viral Load Suppression

Row 1 includes all client records for that specific performance measure. A dash in any of the columns indicates that the measure includes all clients in that category and is not restricted to any specific sub groups (e.g. males only or 25-44 yr olds only).

Add new record

Row Number	Age Min	Age Max	Gender	Race/Ethnicity	HIV Risk Factor	Records Reviewed	Numerator	Denominator	Provider Percent	Action
1	-	-	-	-	-	277	256	277	92%	Edit

All fields marked with * are required
Age Min
Age Max
Gender
Race/Ethnicity
HIV Risk Factor
Records Reviewed
* Numerator
* Denominator

Update Cancel
Page Size: 50
1 items in 1 pages

Go Back

For help with EHBs contact the HRSA Help Desk by phone at 1-877-Go4-HRSA (1-877-464-4772) Monday through Friday, 8:00 a.m. to 8:00 p.m. Eastern Time. Or use the [HRSA Electronic Handbooks Contact Center help request form](#) to submit your question online. For questions regarding data content and/or reporting requirements, please contact Data Support at 1-888-640-9356 or email to RyanWhiteDataSupport@wrma.com

Entering Demographic Data

NAVIGATION <<

Search

Performance Measures

HIVQM Inbox

Upload HIVQM Data

Administration

Print Requests

Admin Reports

Admin Tools

Comments

Add Comments

View Comments

HIVQM Report

Navigation

Provider Information

Select Measures

Enter Performance Data

Search

HIVQM Reports

Summary Report

Comparison Trend Report

Program Parts

Comparison Report

References

HIVQM Performance Measure Data - Edit

Your session will expire in: 12:28

Report ID: Status: Working Close Date: 9/30/2023 6:00:00 PM

Report Period: 07/01/2022 -- 06/30/2023 Last Modified Date: 9/5/2023 7:36:52 AM

Access Mode: ReadWrite Locked By: None Last Modified By:

Viral Load Suppression

Row 1 includes all client records for that specific performance measure. A dash in any of the columns indicates that the measure includes all clients in that category and is not restricted to any specific sub groups (e.g. males only or 25-44 yr olds only).

+ Add new record

Row Number	Age Min	Age Max	Gender	Race/Ethnicity	HIV Risk Factor	Records Reviewed	Numerator	Denominator	Provider Percent	Action
All fields marked with * are required										
Age Min	20									
Age Max	100									
Gender	Male									
Race/Ethnicity	--Select Race/Ethnicity--									
HIV Risk Factor	Male to Male sexual contact (MSM)									
Records Reviewed	277									
* Numerator	78									
* Denominator	80									
Insert Cancel										
	-	-	-	-	-	277	256	277	92%	Edit

Page Size: 50

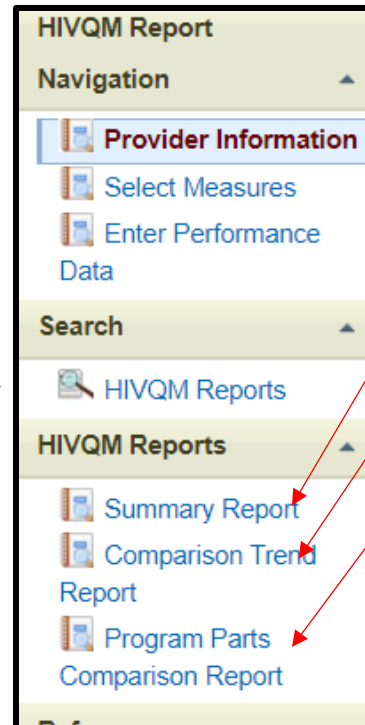
1 items in 1 pages

Go Back

Importing Data

- The HIVQM import feature – CSV file.
- Instruction manual (Appendix A) – contains field definitions and the required file structure.
- Template file available – Data Integration Systems, and Quality (DISQ) team.
- CAREWare – HIVQM Performance Measures Module module/HIVQM export feature.

HIVQM Reports



Category	Performance Measure Title	Part A Percent	Part B Percent	Part C Percent	Part D Percent	National Percent
Core Measures	Annual Retention in Care	76%	85%	81%	85%	81%
ADAP Measures	Application Determination	--	--	--	--	--
Medical Case Management (MCM) Measures	Care Plan	67%	59%	39%	50%	57%
Adolescent and Adult Measures	Cervical Cancer Screening	41%	50%	47%	64%	48%
Adolescent and Adult Measures	Chlamydia Screening	68%	64%	66%	70%	66%
Oral Health Measures	Dental and Medical History	--	--	--	--	--
Oral Health Measures	Dental Treatment Plan	94%	94%	94%	94%	94%
HIV Exposed Children Measures	Diagnostic Testing to Exclude HIV Infection in Exposed Infants	--	--	--	--	--
ADAP Measures	Eligibility Recertification	87%	87%	87%	--	87%
ADAP Measures	Formulary	--	--	--	--	--
Medical Case Management (MCM) Measures	Gap in Medical Visits	--	--	15%	15%	15%
Core Measures	Gap in Medical Visits	20%	15%	17%	13%	17%

TA Contact Information

RWHAP Technical Assistance Resources

The TA Resources Brochure features information on each RWHAP technical assistance provider, including:

- RWHAP reports they support
- Frequently asked questions
- Contact information



<https://targethiv.org/library/rwhap-technical-assistance-resources>

HIVQM & CAREWare

NATIONAL 2024
RYAN WHITE
CONFERENCE
ON HIV CARE & TREATMENT

Project Support

This project and product was supported by Grant H76HA31742 from the Health Resources and Services Administration (HRSA) of the U.S. Department of Health and Human Services (HHS). Its contents are solely the responsibility of the authors and do not necessarily represent the official views of HRSA.

Disclosures

Steve Overman has no relevant financial relationships with ineligible companies to disclose.

Disclosure will be made when a product is discussed for an unapproved use.

This continuing education activity is provided by AffinityCE, and Health Resources and Services Administration (HRSA). AffinityCE and Health Resources and Services Administration (HRSA) staff, as well as planners and reviewers, have no relevant financial relationships with ineligible companies to disclose. AffinityCE adheres to the ACCME's Standards for Integrity and Independence in Accredited Continuing Education. Any individuals in a position to control the content of a CME activity, including faculty, planners, reviewers, or others, are required to disclose all relevant financial relationships with ineligible companies.


All relevant financial relationships have been mitigated by the peer review of content by non-conflicted reviewers prior to the commencement of the activity.

Performance Measures Module in CAREWare



- Produces performance measure results based on unduplicated data in CAREWare
- Based on Demographic report type from Custom Reports
- Generates:
 - List of clients included in the denominator and in the numerator
 - Aggregate results with whole numbers and percentages ($\#/\# = \%$)
- Includes pre-built performance measures and the ability to create custom performance measures

How to Navigate to the Performance Measure Module



<https://youtu.be/rUUzFOGZRfQ>

HRSA/HAB Pre-Built Performance Measures



- Core01 - HIV Viral Load Suppression
- Core02 - Prescription of HIV Antiretroviral Therapy
- Core03 - Medical Visit Frequency
- Core04 - Gap in Medical Visits

Each performance measure is also evaluated for disparities within race/ethnicity, gender, and age groups.


Performance Measures Available for Import



- HAB07 - Cervical Cancer Screening
- HAB08 - Hepatitis B Vaccination
- HAB17 - Hepatitis B Screening
- HAB55 - Linkage to Care

<https://jprog.happyfox.com/kb/article/130-performance-measures-for-data-quality/>

How to Create a Custom Performance Measure



<https://youtu.be/jspDm0-qDyo>

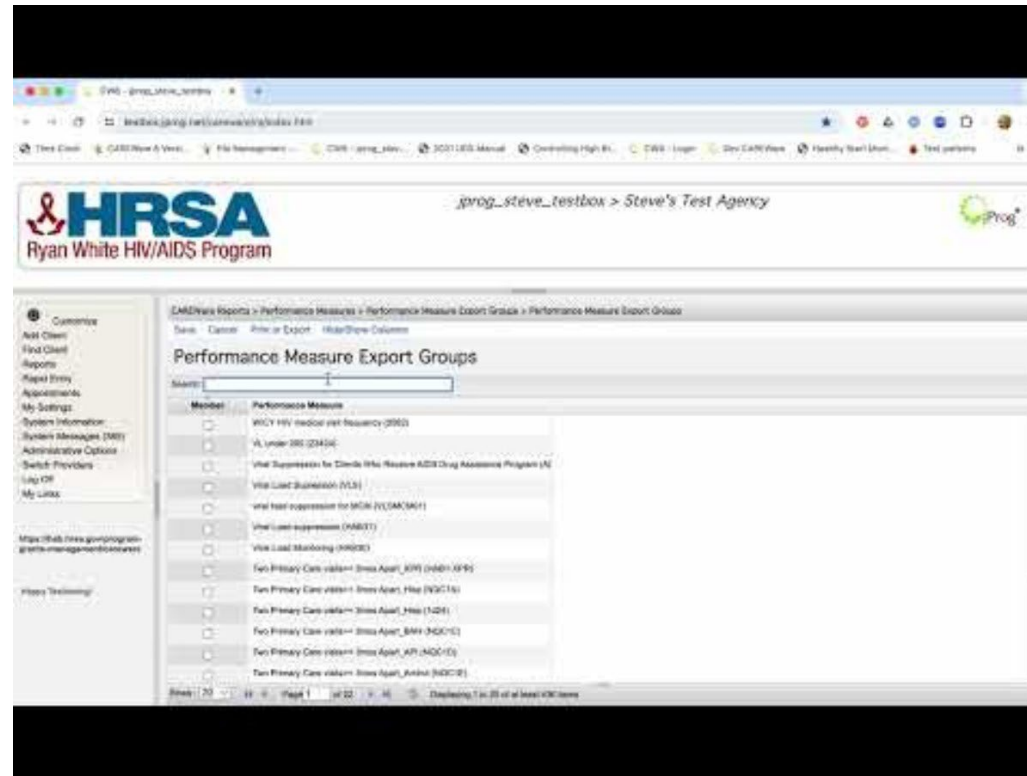
Performance Measure Groups

Performance Measure Groups



- Produces a single report with multiple performance measures
- Creates an HIVQM performance measure group to run all required performance measures at the same time
- Exports performance measure groups in the format required for upload to the EHB


How to Create a Performance Measure Group



https://youtu.be/tefMS_zLw9U

How to Run a Performance Measure Group

NATIONAL 2024
RYAN WHITE
CONFERENCE
ON HIV CARE & TREATMENT



<https://youtu.be/A6cO23-5uKc>

Performance Measure Settings


The screenshot displays the 'Performance Measure Settings' interface. At the top, a navigation bar includes links: 'Change', 'Selected Providers', 'Open In New Tab', 'PDF', 'CSV', 'List View', 'Set to Last 365 Days', 'Set HRSA Submission Timeframe', and 'Back'. Below this, the 'Parameters' section contains the following fields:

- Performance Measure Group:** HIVQM Measures
- Begin Date:** 08/15/2022
- End Date:** 08/14/2023
- HIVQM Format:** ☐
- Selected Providers:** Provider Selection Is required to run custom reports

Callout boxes provide the following descriptions for the interface elements:

- Set the date range for the report:** Points to the 'Begin Date' and 'End Date' fields.
- Creates the report in PDF format:** Points to the 'PDF' button in the navigation bar.
- Opens the report in a new browser tab:** Points to the 'Open In New Tab' button in the navigation bar.
- Creates the report in CSV format:** Points to the 'CSV' button in the navigation bar.
- Opens the report in CAREWare and allows viewing of client lists for each measure:** Points to the 'List View' button in the navigation bar.
- Quick setting for a date range of the last 365 years:** Points to the 'Set to Last 365 Days' button in the navigation bar.
- Select the year and reporting period (i.e., grant year) for the report:** Points to the 'Set HRSA Submission Timeframe' button in the navigation bar.
- Creates the report in a format for uploading to the Electronic Handbook:** Points to the 'HIVQM Format' checkbox.

How to Export HIVQM Performance Measure Groups



<https://youtu.be/oWR3H0tSDdg>

Lessons from the Field



<https://youtu.be/7hUYnF30JnE>

HIVQM: A Recipient's Perspective

NATIONAL 2024
RYAN WHITE
CONFERENCE
ON HIV CARE & TREATMENT

Project Support

This project and product was supported by Grant H76HA31742 from the Health Resources and Services Administration (HRSA) of the U.S. Department of Health and Human Services (HHS). Its contents are solely the responsibility of the authors and do not necessarily represent the official views of HRSA.

Data Extraction

CAREWare

- Uses standard HAB Performance Measures
- Performance Measure Export Groups
- Pull 21 measures in one export
- Set HRSA Submission Timeframe

CAREWare Reports > Performance Measures > Performance Measure Export Groups

[Evaluate](#) [Add](#) [Edit](#) [Delete](#) [Select Performance Measures](#) [Back](#) [Print or Export](#) [Hide/Show Columns](#)

Performance Measure Export Groups

Search:

Group Name

Combined HIV QM Measures

Data Upload to EHB

Located In RSR Inbox

- Upload process familiar to RSR submitters
- Quarterly data submissions

Provider ID	Provider Name	Software Name	Measure ID	Measure name	Report Start Date	Report End Date	Report Creation Date	Records Reviewed	Numerator	Denominator
9992	RSF Health Services Center	CAREWare	HAB55	Linkage to HIV Medical Care in year	1/1/2023	12/31/2023	3/18/2024	1005	25	29
9992	RSF Health Services Center	CAREWare	HAB10	HIV risk counseling	1/1/2023	12/31/2023	3/18/2024	1005	867	935
9992	RSF Health Services Center	CAREWare	HAB07	Cervical Cancer Screening 2022	1/1/2023	12/31/2023	3/18/2024	1005	62	203
9992	RSF Health Services Center	CAREWare	HAB19	Influenza vaccination	1/1/2023	12/31/2023	3/18/2024	1005	454	935
9992	RSF Health Services Center	CAREWare	Core04	HAB: Gap in HIV medical visits	1/1/2023	12/31/2023	3/18/2024	1005	66	774
9992	RSF Health Services Center	CAREWare	HAB08	Hepatitis B Vaccination Wellness Center	1/1/2023	12/31/2023	3/18/2024	1005	192	290
9992	RSF Health Services Center	CAREWare	HAB17	Hepatitis B Screening	1/1/2023	12/31/2023	3/18/2024	1005	552	603
9992	RSF Health Services Center	CAREWare	HAB23	Substance Use Screening	1/1/2023	12/31/2023	3/18/2024	1005	106	107
9992	RSF Health Services Center	CAREWare	HAB11	Lipid Screening Wellness Center	1/1/2023	12/31/2023	3/18/2024	1005	442	824
9992	RSF Health Services Center	CAREWare	HAB12	Oral Exam	1/1/2023	12/31/2023	3/18/2024	1005	285	935
9992	RSF Health Services Center	CAREWare	Core05	HAB: Annual Retention in Care	1/1/2023	12/31/2023	3/18/2024	1005	781	909
9992	RSF Health Services Center	CAREWare	HAB14	TB Screening	1/1/2023	12/31/2023	3/18/2024	1005	844	923
9992	RSF Health Services Center	CAREWare	HAB15	Chlamydia Screening	1/1/2023	12/31/2023	3/18/2024	1005	279	294
9992	RSF Health Services Center	CAREWare	HAB09	Hepatitis C Screening	1/1/2023	12/31/2023	3/18/2024	1005	908	935
9992	RSF Health Services Center	CAREWare	HAB13	Syphilis screening	1/1/2023	12/31/2023	3/18/2024	1005	875	935
9992	RSF Health Services Center	CAREWare	HAB03	CD4<200 with PCP prophylaxis	1/1/2023	12/31/2023	3/18/2024	1005	16	23
9992	RSF Health Services Center	CAREWare	HAB22	Pneumococcal Vaccination 2022	1/1/2023	12/31/2023	3/18/2024	1005	576	707
9992	RSF Health Services Center	CAREWare	Core01	HAB: HIV viral load suppression	1/1/2023	12/31/2023	3/18/2024	1005	870	935
9992	RSF Health Services Center	CAREWare	Core02	HAB: Prescription of antiretroviral therapy	1/1/2023	12/31/2023	3/18/2024	1005	933	935
9992	RSF Health Services Center	CAREWare	Core03	HAB: HIV medical visit frequency	1/1/2023	12/31/2023	3/18/2024	1005	538	707
9992	RSF Health Services Center	CAREWare	HAB16	Gonorrhea Screening	1/1/2023	12/31/2023	3/18/2024	1005	279	294

How Do We Use HIVQM data?

HIVQM Reports

- HIV Summary Report & HIVQM Comparison Summary Report
- HRSA Project Office Calls
- CQM Committee Meetings
- Program Planning & Priority Setting

Category Name	Performance Measure Title	Report Period	ROPER ST FRANCIS HEALTHCARE INC	State Percent	Regional Percent	National Percent
Core Measures	Viral Load Suppression	01/01/2022 -- 12/31/2022	92%	**	84%	86%
		04/01/2022 -- 03/31/2023	92%	**	84%	86%
		07/01/2022 -- 06/30/2023	92%	**	85%	87%
		10/01/2022 -- 09/30/2023	92%	**	86%	87%
		01/01/2023 -- 12/31/2023	93%	**	86%	87%

How COULD We Use HIVQM Data?

- Regional and/or Statewide Data Hub
- Data will improve with more participating sites
- Can capture more representative data on people with HIV – regardless of funding source



Our Experience With HIVQM

Things we ❤️ about HIVQM

- Ease of Upload
- Simple Reporting
- Capacity for Exploring Disparities
- All HAB Performance Measures

Things we 🙄 about HIVQM

- Location in EHB
- Demographic Data
- Representative Comparisons?
- Not Enough Users!

Our Experience With HIVQM

Things we ❤️ about HIVQM

- Ease of Upload
- Simple Reporting
- Capacity for Exploring Disparities
- All HAB Performance Measures

Things we 🙄 about HIVQM

- Location in EHB
- Demographic Data
- Representative Comparisons?
- Not Enough Users!

Things we ❤️ about HIVQM
They Listen!

Thank You

Small Group Discussions



Discussion Questions

- How do you use the HIVQM module? **(3 minutes)**
 - If you don't use it yet, how do you foresee using HIVQM module?
- Ideas on how to get your sites or region to use HIVQM? **(3 minutes)**
 - What are the benefits for your site in using HIVQM?
- Are there any HIVQM barriers to using HIVQM? **(4 minutes)**
 - Are there any enhancements that you or your site would like to see?

Small Group Discussion Review



Continuing Education Credit

If you would like to receive continuing education credit for this activity, please visit:

ryanwhite.cds.affinityced.com



TA Contact Information

RWHAP Technical Assistance Resources

The TA Resources Brochure features information on each RWHAP technical assistance provider, including:

- RWHAP reports they support
- Frequently asked questions
- Contact information



The brochure is titled "Ryan White HIV/AIDS Program TA Resources" and is organized into five horizontal sections, each representing a different technical assistance provider. Each section includes a list of common questions or topics, contact information, and the provider's logo.

- RWHAP Data Support:** Reports: RSR, ADR, AETC, EHE, HIVOM, PTR/Allocations Report, Expenditure Report, GOMS, and DSR. Contact: 1-888-640-9356, Hours: 10am-6:30pm ET, M-F, Email: RyanWhiteDataSupport@hrsa.com, Target HIV - Data Support.
- Data Integration, Systems and Quality (DISQ) Team:** Reports: RSR, ADR, AETC, EHE, HIVOM. Contact: Data.TA@cisglobal.org, Target HIV - DISQ.
- EHBs Customer Support Center:** Reports: RSR, ADR, AETC, EHE, HIVOM, PTR/Allocations Report, Expenditures Report, GOMS. Contact: 1-888-464-4772, Hours: 10am-2pm ET M-F, EHBs TA Form.
- CAREWare Help Desk:** Reports: RSR, ADR, EHE, HIVOM. Contact: 1-877-294-3571, Hours: 12-5pm ET (Mon-Wed-Fri) and 10:30-6:30pm ET (Tue-Thu), Email: cehelp@cisq.com.
- Contact Your Project Officer:** They can address such issues as: I have questions about my organization's RWHAP program, I need help with my progress report, I have a question about my grant funding, I can't meet the report deadline, My organization is a recipient, and my provider is not submitting their data on time, My organization did not collect all the required data. What do I do?

<https://targethiv.org/library/rwhap-technical-assistance-resources>



Contact Information

Latoya Goncalves

Health Statistician

HIV/AIDS Bureau (HAB)

**Health Resources and Services
Administration (HRSA)**

Email: Lgoncalves@HRSA.gov

Web: ryanwhite.hrsa.gov

Denise Absher

Research Associate

Ryan White Data Support

WRMA, Inc.

Email: dabsher@wrma.com

Phone: (301) 881-2590 x 269



Contact Information

Steve Overman

Director

CAREWare

jProg

Email: steveoverman@jprog.com

Phone: 504-486-0702, option 1

Web: www.jprog.com

Aaron O'Brien

Grants Data Manager

Roper St. Francis Healthcare

Email: Aaron.O'Brien@rsfh.com



Connect with the Ryan White HIV/AIDS Program

Learn more about our program at our website:

ryanwhite.hrsa.gov



Sign up for the Ryan White HIV/AIDS Program Listserv:

<https://public.govdelivery.com/accounts/USHHS/HRSA/signup/29907>

Connect with HRSA

Learn more about our agency at:

www.HRSA.gov



[Sign up for the HRSA eNews](#)

FOLLOW US:

