

RYAN WHITE HIV/AIDS PROGRAM

HIV QUALITY MEASURES (HIVQM) MODULE INSTRUCTION MANUAL 2018

Date: March 1, 2019

Version: 1

Public Burden Statement: An agency may not conduct or sponsor, and a person is not required to respond to, a collection of information unless it displays a currently valid OMB control number. The OMB control number for this project is 0906-0022. Public reporting burden for this collection of information is estimated to average 1 hour per response, including the time for reviewing instructions, searching existing data sources, and completing and reviewing the collection of information. Send comments regarding this burden estimate or any other aspect of this collection of information, including suggestions for reducing this burden, to HRSA Reports Clearance Officer, 5600 Fishers Lane, Room 14N39, Rockville, Maryland, 20857

HIV/AIDS Bureau
Division of Policy and Data
Health Resources and Services Administration
U.S. Department of Health and Human Services
5600 Fishers Lane, Room 9N164
Rockville, MD 20857

Table of Contents

Background	1
The HIV Quality Measure Module	2
What's new?	2
What are the components of the HIVQM Module?	2
Which clients can be included in the HIVQM Module?	3
Who enters data in the HIVQM Module?	3
How do you access the HIVQM Module?	3
When can you enter data?	3
How are the HIVQM Module data submitted to HAB?	3
Instructions for Completing the HIVQM Module	4
Step One: Access the most recent RSR deliverable	4
Step Two: Access the HIVQM Module	5
Access prior reports during the March submission period	5
Step Three: Completing the HIVQM Module	6
Provider Information page	6
Select measures	8
Enter performance data	9
Step Four: Generate HIVQM Reports	11
Summary report	11
Comparison trend report	12

Background

The Ryan White HIV/AIDS Treatment Extension Act of 2009 (Public Law 111-87, October 30, 2009) provides the federal HIV programs in the Public Health Service Act under Title XXVI, flexibility to respond effectively to the changing epidemic. It emphasizes providing life-saving and life-extending services for people living with HIV (PLWH) across the country and providing resources to targeted areas with the greatest need.

All Program Parts of the Ryan White HIV/AIDS Program (RWHAP) specify the Health Resources and Services Administration's (HRSA's) responsibilities in the allocation and administration of grant funds, as well as the evaluation of programs for the population served, and the improvement of the quality of care. The provision of accurate records of the recipients receiving RWHAP funding, the services provided, and the clients served continue to be critical to the implementation of the statute and thus are necessary for HRSA to fulfill its responsibilities.

The RWHAP statute authorizes the use of grant funds to improve the quality, availability, and organization of HIV health care and support services. Specifically, recipients are required to establish a clinical quality management program (CQM) to:

- assess the extent to which HIV services are consistent with the most recent Public Health Service guidelines (otherwise known as the HHS guidelines) for the treatment of HIV disease and related opportunistic infections; and
- develop strategies for ensuring that such services are consistent with the guidelines for improvement in the access to, and quality of HIV services.

Since 2007, the HIV/AIDS Bureau (HAB) has released performance measures for recipients to use as guidance for their CQM program; however, recipients are not required to use the HAB developed measures nor are they required to submit performance measure data. Recipients do report on some clinical data elements through the required Ryan White HIV/AIDS Program Services Report (RSR) on an annual basis; however, these data give HAB only a snapshot of the quality of HIV services provided by recipients.

In 2013, HAB introduced new HIV performance measures, located at: <https://hab.hrsa.gov/clinical-quality-management/performance-measure-portfolio> with the goals of:

- Identifying core performance measures that are most critical to the care and treatment of PLWH;
- Combining measures to address PLWH of all ages;
- Aligning measures with U.S. Department of Health and Human Services priorities, guidelines, and initiatives;
- Promoting relevant performance measures used in other federal programs;
- Archiving performance measures; and
- Monitoring progress toward achieving the goals identified in the National HIV/AIDS Strategy.

The HIV Quality Measure Module

HAB developed the HIV Quality Measures (HIVQM) Module, a tool within the existing RSR portal, to allow recipients to voluntarily enter aggregate data on the HAB performance measures. This tool offers recipients and their subrecipients an easy-to-use and structured platform to continually monitor their performance in serving clients, particularly in providing access to care and quality HIV services. Recipients and subrecipients may find the tool helpful as they set goals for performance measures and quality improvement projects. Finally, the HIVQM Module allows recipients to obtain reports that compare providers regionally and nationally against other providers. HRSA expects the HIVQM Module will better support CQM, performance measurement, service delivery, and client monitoring at both the recipient and client levels, enhancing the submitted data's quality and utility.

Recipients and service providers who participate in a Centers for Medicare and Medicaid Incentive program, such as the Medicare and Medicaid Electronic Health Records Incentive Program and the Physician Quality Reporting System, may also find the HIVQM Module helpful because data submitted qualify and comply with these programs' requirements.

What's new?

HRSA HAB has added new features to improve the HIVQM Module, including the following.

1. Recipients will be able to access prior reports during the March submission period to enter and update data. In March 2019, recipients can go back to these previous reporting periods:

- January 1, 2018–December 31, 2018
- October 1, 2017–September 30, 2018
- July 1, 2017– June 30, 2018
- April 1, 2017–March 31, 2018

See page 5 for more instructions on how to access prior reports.

2. The HIVQM Reports will now generate two reports:

- The Summary Report, which was available last year, will now also include state-level data.
- The Comparison Trend Report is a new report that will display performance data at the organizational, state, regional, and national level over a 5-year period.

See page 11 for more instructions on how to view these new reports.

What are the components of the HIVQM Module?

The HIVQM Module comprises three (3) parts:

- The **Provider Information** page consists of four (4) prepopulated data points about the provider (generated from the latest RSR).
- The **Performance Measures** section is where recipients can choose and enter aggregate data on up to 44 clinical measures under these nine (9) main categories:
 - Core
 - All Ages
 - Adolescent and Adult
 - Children
 - HIV-Exposed Children

- Medical Case Management
- Oral Health
- ADAP
- Systems-Level

For more detailed information on these clinical measures, visit the HAB webpage at:
<https://hab.hrsa.gov/clinical-quality-management/performance-measure-portfolio>.

- The **HIVQM Reports** are where recipients can generate reports based on their own data as well as compare their data to other recipients and/or subrecipients that have entered data into the Module. The comparison reports do not include the identity of the other recipients or subrecipients.

Which clients can be included in the HIVQM Module?

All clients who receive HIV services, regardless of funding source, can be included in the HIVQM Module.

Who enters data in the HIVQM Module?

The use of the HIVQM Module is voluntary, but it is strongly encouraged. The HIVQM Module is available for each recipient and subrecipient who provide HIV care services and can enter their own data. Recipients can complete the data entry in the Module for any of their subrecipients.

How do you access the HIVQM Module?

Access the Module through the existing RSR web system (you must be able to access your RSR with a login and password). To learn how to access the Module from the RSR Report webpage, see page 4.

When can you enter data?

The Module is available to recipients and subrecipients four (4) times a year—March, June, September, and December—to submit performance measure data for a specified 12-month period. These reporting periods are outlined in the table below.

HIVQM Module Opens	HIVQM Module Closes	Reporting Period
March 1, 2019*	March 31, 2019	January 1, 2018–December 31, 2018
June 1, 2019	June 30, 2019	April 1, 2018–March 31, 2019
September 1, 2019	September 30, 2019	July 1, 2018–June 30, 2019
December 1, 2019	December 31, 2019	October 1, 2018–September 30, 2019

* Recipients and subrecipients are able to access prior reporting periods to update and/or enter data.

How are the HIVQM Module data submitted to HAB?

Once you have entered and saved data in the Provider Information and the Performance Measures sections, you have submitted your data. HAB will have access to the data at the conclusion of each submission period.

Instructions for Completing the HIVQM Module

Each recipient and its subrecipients have access to the HIVQM Module. Those that receive funding from multiple parts only need to access the Module once to enter data. For example: If an agency receives Part A and C funding, it will only need to enter data once per submission period. The Part A and C grant recipients of record will have access to those data.



Enter data for all clients who receive HIV services, regardless of funding source.

Step One: Access the most recent RSR deliverable.

There are two ways that you can access the most recent RSR deliverable, depending on whether you are a recipient-provider or a service-provider:

1. Recipient-Providers only: Log in to the EHBs at <https://grants.hrsa.gov/webexternal> and navigate to the RSR Performance Report webpage.
 - Click the “Grants” tab on the top-left side of the screen. From there, a list of affiliated grants will appear.
 - Click the “Grants folder” link for a grant you receive RWHAP funds.
 - Click the “Performance Reports” link under the “Submission” heading, and click “Start” or “Edit.”
2. Service-Providers only: Log in to the RSR web system at:
<https://performance.hrsa.gov/hab/regloginapp/admin/login.aspx?application=rsrApp> and navigate to the RSR Performance Report webpage.

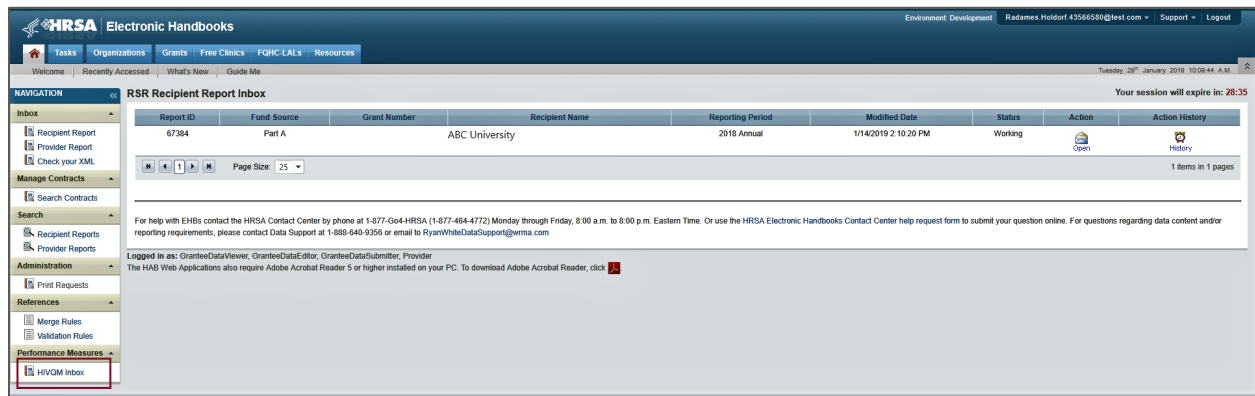


If you need help navigating the EHBs to find your annual RSR, contact Data Support at 1-888-640-9356 or e-mail RyanWhiteDataSupport@wrma.com.

Step Two: Access the HIVQM Module

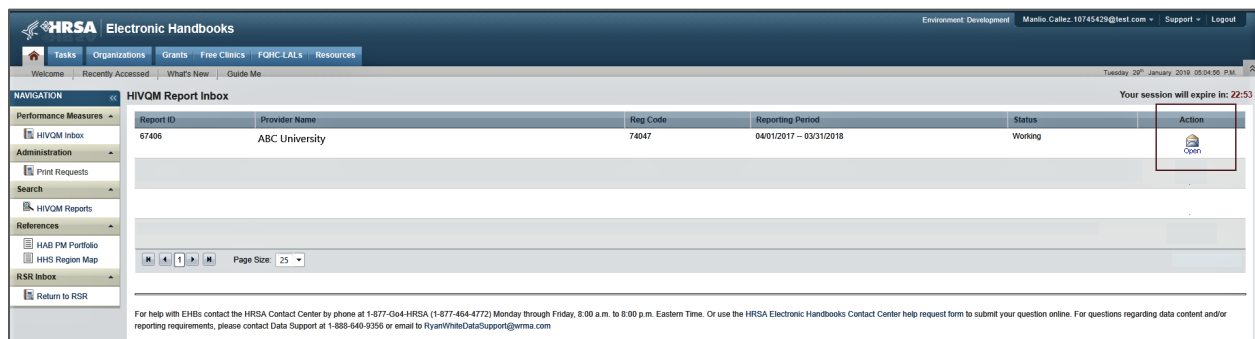
Once in the RSR Recipient Report Inbox, click the “HIVQM Inbox” link under the “Performance Measures” heading on the Navigation panel on the left side of the screen. See Figure 1. RSR Grantee Report Inbox.

Figure 1. RSR Grantee Report Inbox



In the HIVQM Report Inbox, find the provider name you want to enter data for and click the envelope icon on the right under the “Action” column. See Figure 2. HIVQM Inbox. This will take you to the first section of the HIVQM Module, the Provider Information page.

Figure 2. HIVQM Inbox



Access prior reports during the March submission period **NEW!**

Once a year, during the March submission period, recipients and subrecipients will be able to enter and update data for the previous four reporting periods. These reporting periods will be listed in the HIVQM Report Inbox. See Figure 2a. HIVQM Inbox during March Reporting Period. To enter and update data for a reporting period, click the envelope icon on the right under the “Action” column. Note that for reporting periods with no previous data, the comment under the “Status” column will display “Not Started,” but you will still be able to enter data by clicking the envelope icon.

Figure 2a. HIVQM Inbox during March Reporting Period

Report ID	Provider Name	Reg Code	Reporting Period	Status	Action
67406	ABC University	74047	04/01/2017 – 03/31/2018	Working	
67407	ABC University	74047	07/01/2017 – 06/30/2018	Working	
67408	ABC University	74047	01/01/2018 – 12/31/2018	Working	
0	ABC University	74047	10/01/2017 – 09/30/2018	Not Started	

Page Size: 25 | 4 items in 1 pages

For help with EHBs contact the HRSA Contact Center by phone at 1-877-Go4-HRSA (1-877-464-4772) Monday through Friday, 8:00 a.m. to 8:00 p.m. Eastern Time. Or use the HRSA Electronic Handbooks Contact Center help request form to submit your question online. For questions regarding data content and/or reporting requirements, please contact Data Support at 1-888-640-9356 or email to RyanWhiteDataSupport@verma.com

Logged in as: [GrantDataViewer](#), [GrantDataEditor](#), [GrantDataSubmitter](#), [Provider](#)
 The HAB Web Applications also require Adobe Acrobat Reader 5 or higher installed on your PC. To download Adobe Acrobat Reader, click

Step Three: Completing the HIVQM Module

Provider Information page

The Provider Information page will be prepopulated with data from your last RSR and consists of four (4) items. Check the information already captured on the page and update any incorrect data. Below are the items and option responses. See Figures 3a–b for screenshots of the Provider Information page.

1. **Provider Caseload:** Total number of unduplicated clients enrolled at the end of the reporting period. Enter a number up to seven (7) characters; it *must* be greater than zero.
2. **Funding Source:** Indicate all your agency's funding sources received during the HIVQM reporting period by clicking the corresponding checkboxes. You *must* select at least one funding source, and you can select more than one if applicable to your agency.
 - Part A
 - Part B
 - Part B Supplement
 - Part C EIS
 - Part D
3. **Provider Type:** Indicate the agency type that best describes your agency by clicking the appropriate radio button. If you choose **Other facility**, please specify a description. You *must* indicate at least one provider type.
 - Hospital or university-based clinic
 - Publicly funded community health center
 - Publicly funded community mental health center
 - Other community-based service organization (CBO)
 - Health department
 - Substance abuse treatment center
 - Solo/group private medical practice
 - Agency reporting for multiple fee-for-service providers
 - People Living with HIV/AIDS (PLWH) Coalition
 - VA facility
 - Other facility (Please specify)

- 4. Data Collection:** This item consists of three (a–c) entries regarding your data collection system(s). You *must* enter data for **4a** and **4b**. You *must* enter data for **4c** *only* if you selected **Other** in **4b**.
- Does your organization use a computerized data collection system? Click the appropriate radio button.
 - Yes, all electronic
 - Yes, part paper and part electronic
 - No
 - Unknown
 - What is the name of your current data collection system(s)? Indicate all systems that your agency uses by clicking the corresponding checkboxes.

– AIRES	– ETO Software
– Allscripts	– FutureBridge
– AVIGA	– GE/Centricity
– CAREWare	– Sage/Vitera
– Casewatch Millenium	– NextGen
– Cerner	– Provide Enterprise
– eClinicalWorks	– SCOUT
– eCOMPAS	– Other
– EHS CareRevolution	– Unknown
– Epic	
 - If you selected **Other** in 4b, enter in the text field any data collection system(s) used to run performance measures that are not listed in 4b. Use a semicolon to separate multiple items.

Figure 3a. HIVQM: Provider Information Page

NAVIGATION	HIVQM Report	Your session will expire in: 29:4
Performance Measures	ABC University	
HIVQM Inbox	Report ID: 67406	Status: Working
Administration	Report Period: 04/01/2017 – 03/31/2018	Last Modified Date: 1/18/2019 2:48:27 PM
Print Requests	Access Mode: ReadWrite	Last Modified By: Manlio Callez.10745429@test.com
Comments	Public Burden Statement: An agency may not conduct or sponsor, and a person is not required to respond to, a collection of information unless it displays a currently valid OMB control number. The OMB control number for this project is 0996-0022, and the expiration date is 12/31/2019. Public reporting burden for this collection of information is estimated to average 1 hour per respondent annually, including the time for reviewing instructions, searching existing data sources, gathering and maintaining the data needed, and completing and reviewing the collection of information. Send comments regarding this burden estimate or any other aspect of this collection of information, including suggestions for reducing this burden, to HRSA Reports Clearance Officer, 5600 Fishers Lane, Room 10-33, Rockville, MD 20857.	
Search	Please review items 1 through 4 and make any necessary changes. A field with an asterisk (*) before it is a required field.	
HIVQM Reports	<p>* 1. Provider Caseload</p> <p>Enter the total number of unduplicated clients enrolled at the end of the reporting period (caseload).</p> <p>Provider Caseload: <input type="text" value="172"/></p>	
HIVQM Report	<p>* 2. Funding Source</p> <p>Indicate all funding sources received during the reporting period.</p> <p><input checked="" type="checkbox"/> Part A</p> <p><input type="checkbox"/> Part B</p> <p><input type="checkbox"/> Part B Supplemental</p> <p><input checked="" type="checkbox"/> Part C EIS</p> <p><input checked="" type="checkbox"/> Part D</p>	
Navigation	<p>* 3. Provider Type:</p> <p><input checked="" type="radio"/> Hospital or university-based clinic</p> <p><input type="radio"/> Publicly funded community health center</p> <p><input type="radio"/> Publicly funded community mental health center</p> <p><input type="radio"/> Other community-based service organization (CBO)</p> <p><input type="radio"/> Health department</p> <p><input type="radio"/> Substance abuse treatment center</p> <p><input type="radio"/> Solo/group private medical practice</p> <p><input type="radio"/> Agency reporting for multiple fee-for-service providers</p> <p><input type="radio"/> People Living with HIV/AIDS (PLWHA) Coalition</p> <p><input type="radio"/> VA facility</p> <p><input type="radio"/> Other facility</p> <p>Please Specify: <input type="text"/></p>	
HIVQM Reports		
Summary Report		
Comparison Trend Report		
References		
HAB FM Portfolio		
HHS Region Map		
RSR Inbox		
Return to RSR		

Figure 3b. HIVQM: Provider Information Page

The screenshot displays the '4. Data Collection' section of the HIVQM: Provider Information Page. It contains three main questions:

- 4a. Does your organization use a computerized data collection system?** This is a radio button question with four options: 'Yes, all electronic', 'Yes, part paper and part electronic', 'No', and 'Unknown'.
- 4b. What is the name of your current data collection system(s)? (Select all that apply)** This is a checkbox question with a list of data collection systems: ARIES, Allscripts, AVIGA, CAREWare, Casewatch Millennium, Cerner, eClinicalWorks, eCOMPAS, EHS CareRevolution, Epic, ETO Software, FutureBridge, GE/Centricity, NextGen, Provide Enterprise, SageVitera, SCOUT, and 'Other (Please specify in item 4c below)'. There is also an 'Unknown' option.
- 4c. List any data collection system(s) used to report performance measures that are not in item 4b above (use a semicolon to separate multiple item lists.)** This is a text input field with a 'Cancel' button to its left.

At the bottom right of the form, there is a 'Save' button.

Once you have completed the Provider Information page, save your data by clicking “Save” on the bottom right of the screen. If you did not enter data for all items, you will receive an error message to return to the item with missing data and correct it. You will not be able to save your data until you have addressed all error messages.

Select measures

Recipients and subrecipients can choose 44 performance measures from nine main categories. Recipients or service providers should prioritize and select measures that are most applicable to their agency, setting, client population, and epidemiologic data. To select Performance Measures, click the “Select Measures” link under the “HIVQM Report Navigation” heading in Navigation pane on the left side of the screen. See Figure 4. HIVQM: Performance Measure Selection Page.

Figure 4. HIVQM: Performance Measure Selection Page

The screenshot shows the 'HIVQM Report' page. On the left is a navigation pane with options: Performance Measures, HIVQM Report, Administration, Comments, Search, HIVQM Reports, HIVQM Report Navigation, Provider Information, Select Measures, Enter Performance Data, HIVQM Reports, Summary Report, Comparison Trend Report, References, HAB PM Portfolio, HHS Region Map, RSR Inbox, and Return to RSR. The main content area shows report details (Report ID: 67406, Report Period: 04/01/2017 - 03/31/2018, Status: Working, Close Date: 1/31/2019 12:00:00 AM, Last Modified Date: 1/19/2019 2:48:27 PM, Access Mode: ReadWrite, Locked By:). Below this is a section to 'Select the performance measures on which you will report.' It lists various categories with expand icons and checkboxes. The 'Core Measures' category is expanded, showing 'Viral Load Suppression', 'Prescribed Antiretroviral Therapy', 'Medical Visits Frequency', 'Gap in Medical Visits', and 'PCP Prophylaxis'. Other categories include 'All Ages Measures', 'Adolescent and Adult Measures', 'HIV Infected Children Measures', 'HIV Exposed Children Measures', 'Medical Case Management (MCM) Measures', 'Oral Health Measures', 'ADAP Measures', and 'Systems-Level Measures'. A 'Save' button is in the bottom right corner.

To see the performance measures under each main category, click the expand icon on the left to expand your selections. Then click the checkbox for the performance measures you will be entering data for. If you want more information about the performance measure, click the information icon to the right, and a pop-up window will display additional information. Once you have selected all the performance measures your agency wants to submit data on, click “Save” in the lower right corner of the screen.

Enter performance data

After saving your performance measures, you are ready to enter your data. On the left side of the screen, under the Navigation pane, click the “Enter Performance Data” link, and the screen will refresh to the Data Entry page containing a table of all the performance measures that you selected. See Figure 5. HIVQM: Performance Measure Data Entry Page.

Figure 5. HIVQM: Performance Measure Data Entry Page

The screenshot shows the 'HIVQM Report' page with the 'Enter Performance Data' link selected in the navigation pane. The main content area displays a table for data entry. The table has columns: Performance Measure, Records Reviewed, Numerator, Denominator, and Provider Percent. The 'Performance Measure' column is expanded, showing a list of measures under three categories: 'Core Measures', 'Adolescent and Adult Measures', and 'Medical Case Management (MCM) Measures'. The 'Records Reviewed', 'Numerator', and 'Denominator' columns are empty, indicating where data should be entered. The 'Provider Percent' column is also empty. A red box highlights the data entry columns. A 'Save' button is in the bottom right corner.

Performance Measure	Records Reviewed	Numerator	Denominator	Provider Percent
Core Measures				
Medical Visits Frequency				
Gap in Medical Visits				
PCP Prophylaxis				
Adolescent and Adult Measures				
Chlamydia Screening				
Gonorrhea Screening				
Hepatitis B Screening				
Hepatitis B Vaccination				
Oral Exam				
Substance Use Screening				
Medical Case Management (MCM) Measures				
Gap in Medical Visits				
Medical Visit Frequency				

Complete the table by entering your data in the three columns to the right for Records Reviewed, Numerator, and Denominator.

- *Records reviewed* is the number of records that were assessed for the performance measure under review.
- *Denominator* includes clients who should receive the care or service under review.
- *Numerator* includes those clients who should and did receive the care or service under review.

For more program-related guidance on these numbers, click the information icon to the right of the Performance Measure, and a pop-up window will display additional information.

Try these tips to avoid receiving error messages when entering your data.

- For Records Reviewed, you must enter a number less than or equal to your caseload number entered in the Provider Information page.
- The Records Reviewed number must be greater than or equal to the Denominator.
- The Numerator must be less than or equal to the Denominator.
- If your Numerator is less than 20 percent of the Denominator, you will receive an alert to make sure this number is correct. Correct the Numerator or ignore the alert if the Numerator is correct.

Once you have entered all your data, save your data by clicking “Save” on the lower right corner of the screen. If you have entered invalid data (valid data is described above) in any of the columns, you will receive an error message. Go back to your data entries and correct the errors. You will not be able to save your data until you have addressed all error messages.

After your data is accurate and saved, the page will refresh with the calculated “Provider Percent” populated on the last column. This is also your organization’s summary report. See Figure 6. HIVQM: Organization Summary Report.

Figure 6. HIVQM: Organization Summary Report

NAVIGATION

Performance Measures

HIVQM Inbox

Administration

Print Requests

Comments

Add Comments

View Comments

Search

HIVQM Reports

HIVQM Report

Navigation

Provider Information

Select Measures

Enter Performance Data

HIVQM Reports

Summary Report

Comparison Trend Report

References

HAB PM Portfolio

HHS Region Map

RSR Inbox

Return to RSR

HIVQM Report

ABC University

Report ID: 67386

Report Period: 07/01/2017 – 06/30/2018

Access Mode: ReadWrite

Status: Working

Last Modified Date: 1/20/2019 7:27:58 PM

Locked By:

Close Date: 1/31/2019 12:00:00 AM

Last Modified By:

OMB Control Number: 0996-0022

Expiration Date: 12/31/2019

Performance Measure	Records Reviewed	Numerator	Denominator	Provider Percent
Core Measures				
Viral Load Suppression	154	105	120	87%
Prescribed Antiretroviral Therapy	150	120	130	92%
Medical Visits Frequency	154	120	120	100%
Gap in Medical Visits	154	120	145	82%
Adolescent and Adult Measures				
Chlamydia Screening	154	115	120	95%
Hepatitis B Screening	150	120	130	92%
HIV Infected Children Measures				
MMR Vaccination	145	115	115	100%
HIV Exposed Children Measures				
Diagnostic Testing to Exclude HIV Infection in Exposed Infants	145	100	135	74%
Neonatal Zidovudine Prophylaxis	145	130	140	92%
PCP Prophylaxis for HIV-Exposed Infants	145	108	140	77%
Oral Health Measures				
Dental Treatment Plan	145	145	145	100%

Cancel

Save

Step Four: Generate HIVQM Reports

The HIVQM Module also generates two types of reports: a summary report and a comparison trend report. These reports compare your performance measures with others in your state and region as well as at the national level. To view a report, click the “Summary Report” or “Comparison Trend Report” link under “HIVQM Reports” in the Navigation panel on the left side of the screen.

Summary report

Once you click “Summary Report,” select the performance measure(s) that you want to view from the pull-down menu at the top of the page. You can select all performance measures, a main category, or individual performance measures. See Figure 7. HIVQM: Selecting Performance Measures for Reports.

Figure 7. HIVQM: Selecting Performance Measure for Reports
(Same for Summary and Comparison Trend Reports)

The screenshot displays the HIVQM interface. On the left, a sidebar contains navigation links: 'Show', 'Organiz', 'State: C', 'Report s', and 'NOTE: T displaye'. The main area features a dropdown menu titled 'Selected Performance Measures' with a list of options: 'Selected Performance Measures', 'All Performance Measures', '--Core Measures--', 'Viral Load Suppression', 'Prescribed Antiretroviral Therapy', 'Medical Visits Frequency', 'Gap in Medical Visits', 'PCP Prophylaxis', '--All Ages Measures--', 'HIV Drug Resistance Testing Before Initiation of Therapy', 'Influenza Vaccination', 'Lipids Screening', 'TB Screening', '--Adolescent and Adult Measures--', 'Cervical Cancer Screening', 'Chlamydia Screening', 'Gonorrhea Screening', 'Hepatitis B Screening', 'Hepatitis B Vaccination', and 'Hepatitis C Screening'. To the right of the dropdown is a 'View Report' button. Below the dropdown, a 'Report' section displays 'Report ID: 67406', 'Region: HRSA Region 1', and 'Report End Date: 01/31/2019'. A note states: 'a to this system. The State and Regional columns are automatically the HIVQM data.' At the bottom, a table header is visible with columns: 'Category', 'Performance Measure Title', 'Case ID#', 'Referral', 'Provider', 'Provider', 'Regional Percent', and 'National'.

Once you select the performance measure(s), click “View Report” on the right and the report will be generated in a different tab. You can export your summary report via multiple formats (including PDF, Microsoft Excel, and CSV format) by clicking the floppy disk icon for a pull-down menu of options. This summary report reflects data that were submitted during the reporting period. Note that the state and regional columns will be hidden if fewer than four organizations submit data for that state or region. See Figure 8. HIVQM: Summary Report.

Figure 8. HIVQM: Summary Report

Show
Selected Performance Measures
View Report

1 of 1
Find | Next
Export Reports

HIVQM Summary Report

Organization Name: ABC University
State: California
Report Start Date: 01/01/2019

Report ID: 67385
Region: HRSA Region
Report End Date: 01/31/2019

NOTE: This information is only representative of those organizations that have submitted data to this system. The State and Regional columns are automatically displayed when four or more organizations within the corresponding State and Region submit the HIVQM data.

Category	Performance Measure Title	Case load	Records Reviewed	Provider Numerator	Provider Denominator	Provider Percent	State Percent	Regional Percent	National Percent
Core Measures	Viral Load Suppression	141	123	120	120	100%	98%	88%	76%
Core Measures	Prescribed Antiretroviral Therapy	141	123	110	120	91%	91%	88%	89%
Core Measures	Medical Visits Frequency	141	123	100	120	83%	83%	83%	86%
Core Measures	Gap in Medical Visits	141	123	80	110	72%	63%	38%	46%
Core Measures	PCP Prophylaxis	141	123	80	100	80%	80%	76%	75%
Adolescent and Adult Measures	Cervical Cancer Screening	141	80	60	62	96%	96%	96%	94%
Adolescent and Adult Measures	Chlamydia Screening	141	80	75	75	100%	100%	77%	78%
Oral Health Measures	Dental Treatment Plan	141	100	85	95	89%	89%	89%	88%
Oral Health Measures	Periodontal Screening or Examination	141	100	80	100	80%	80%	80%	80%

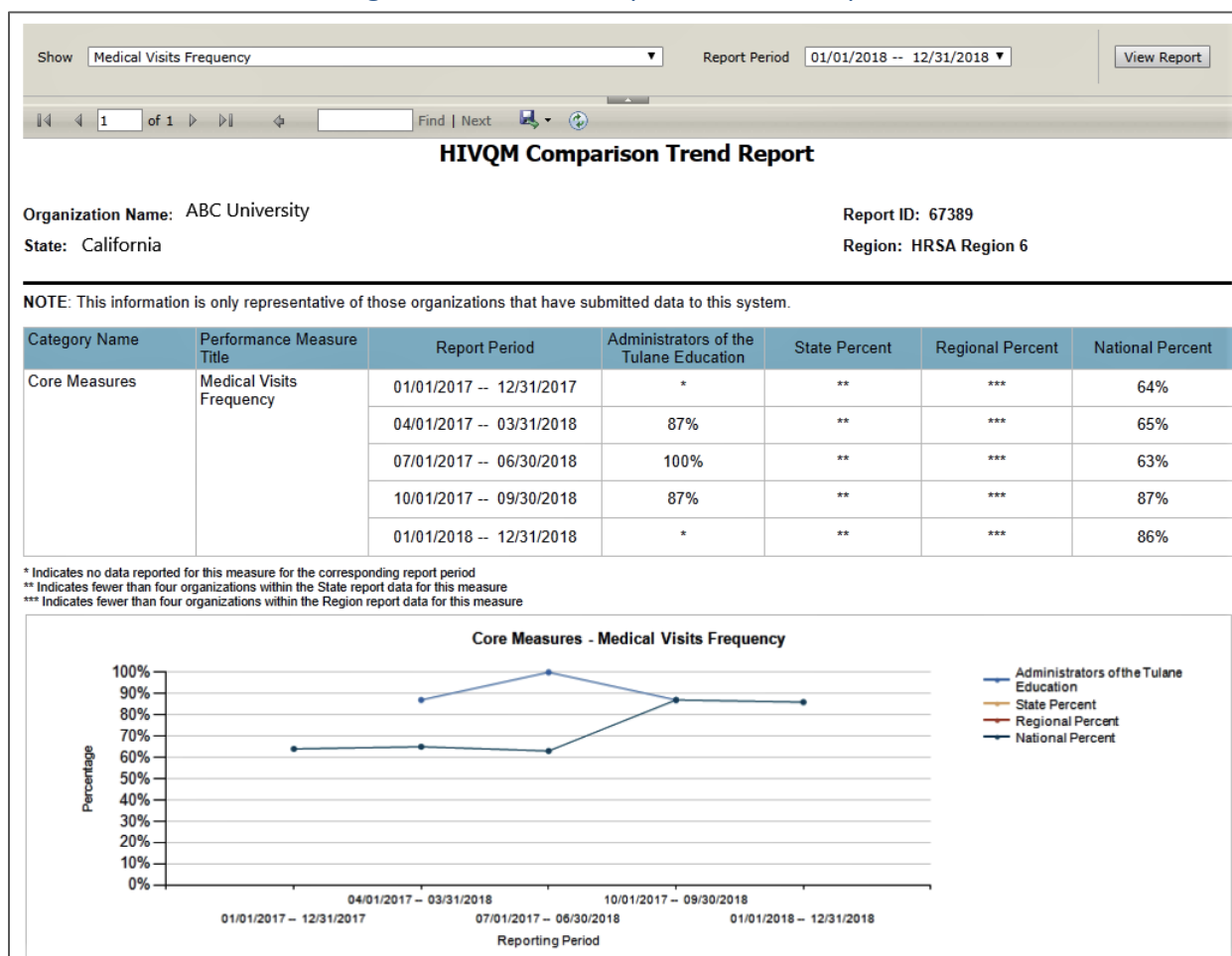


Note that the reports will only represent data of organizations that submitted data into the HIVQM Module.

Comparison trend report

Once you click the “Comparison Trend Report” link, select the performance measure(s) that you want to view from the pull-down menu at the top of the page. In the “Reporting Period” field, select a year-long reporting period from the pull-down menu, starting from January 2016. Click “View Report,” and the report will be generated in a different tab. You can export your Comparison Trend Report via multiple formats (including PDF, Microsoft Excel, and CSV format) by clicking the floppy disk icon for a pull-down menu of options. If fewer than four organizations report data under a performance measure, asterisks will be displayed in the corresponding cell of the data table. See Figure 9. HIVQM: Comparison Trend Report.

Figure 9. HIVQM: Comparison Trend Report



For further assistance on completing the HIVQM Module or generating reports, contact Data Support at 1-888-640-9356 or e-mail RyanWhiteDataSupport@wrma.com.