

RWHAP Part C Allocations Report

The screenshot shows a web browser window with the title "Allocations Report" and a note "All fields are required." Below this is a section for "Budget Year 04/01/2024 - 03/31/2025 Award Information" containing a text input field for "RWHAP Part C Recipient Award Amount". A "Part C Program Total" section follows, which is a table with two columns: "Service" and "Base Award Amount". Under "Non-services", there are two rows: "a. Clinical Quality Management" and "b. Administrative", each with an empty input field for the award amount.

Service	Base Award Amount
Non-services	
a. Clinical Quality Management	<input type="text"/>
b. Administrative	<input type="text"/>

FY2024 Instruction Manual

Release Date: June 14, 2024

Reporting periods: 1/1/2024 - 12/31/2024, 4/1/2024 - 3/31/2025, and 5/1/2024 - 4/30/2025

Public Burden Statement: The purpose of this data collection system is to collect allocations information regarding Ryan White HIV/AIDS Program (RWHAP) Parts A, B, C, D grant funding. HHS will use these data to show the impact of RWHAP funding on the care and treatment of people with HIV in the United States. An agency may not conduct or sponsor, and a person is not required to respond to, a collection of information unless it displays a currently valid OMB control number. The OMB control number for this information collection is 0915-0318 and it is valid until 04/30/2026. This information collection is mandatory (through increased Authority under the Public Health Service Act, Section 311(c) (42 USC 243(c)) and title XXVI (42 U.S.C. §§ 300ff-11 et seq.). Public reporting burden for this collection of information is estimated to average 4 hours per response, including the time for reviewing instructions, searching existing data sources, and completing and reviewing the collection of information. Send comments regarding this burden estimate or any other aspect of this collection of information, including suggestions for reducing this burden, to HHS Reports Clearance Officer, 5600 Fishers Lane, Room 14N136B, Rockville, Maryland, 20857 or paperwork@hhs.gov.

HIV/AIDS Bureau
Division of Policy and Data
Health Resources and Services Administration
U.S. Department of Health and Human Services
5600 Fishers Lane, Room 9N164A
Rockville, MD 20857



Table of Contents

Icons Used in This Manual	1
Background	2
Early Intervention Services	3
Accessing the Allocations Report	4
Completing the Allocations Report	7
GCMS Contracts	7
Allocations Report Navigation.....	8
Recipient Information	9
File Upload	10
Consolidated List of Contractors (CLC).....	10
Allocations Report.....	13
Validating and Submitting the Allocations Report	17
Frequently Asked Questions	20
Glossary	22

Icons Used in This Manual

The following icons are used throughout this manual to alert you to important and/or helpful information for filling out the Allocations and Expenditures reports.



The note icon indicates important supplemental information for filling out this section of the report.



The tip icon points out recommendations and suggestions that can make it easier to complete this section of the report.



The question mark icon indicates common questions and their answers.



All new text in the document is indicated with a **gray highlight**.



The no icon indicates answer options you cannot select or information you cannot enter in the report.

Background

The Ryan White HIV/AIDS Program (RWHAP) Part C Early Intervention Services (EIS) provides grants to federally qualified health centers, rural health clinics, health facilities operated by or pursuant to a contract with the Indian Health Service, community-based organizations, clinics, hospitals, and other health facilities that provide EIS, and nonprofit private entities that provide comprehensive primary care services, including faith-based and community-based organizations to fund comprehensive primary health care and support services in outpatient settings for people with HIV.

RWHAP Part C grant recipients are required as a reporting requirement to provide certain program and fiscal reports each year including an annual Allocations Report. The Allocations Report is an aggregate report submitted through the HRSA Electronic Handbooks (EHBs) that all RWHAP Part C recipients must submit within 60 days of the release of the final Notice of Award (NoA). It serves as a reference to determine how recipients allocate funds each budget period to meet the needs of people with HIV.

The Allocations Report is one of several RWHAP reports linked to the Grantee Contract Management System (GCMS). The GCMS decreases data entry burden by sharing information between multiple HRSA HAB reports. For further information on the GCMS, see the [GCMS Manual](#) available on the TargetHIV website.

If you have programmatic questions about the RWHAP Part C Allocations Report, please contact your Division of Community HIV/AIDS Programs (DCHAP) project officer. If you need additional assistance or have technical questions about the RWHAP Part C Allocations Report, please contact RWHAP Data Support at 1-888-640-9356 or RyanWhiteDataSupport@wrma.com.

Early Intervention Services

At least 50 percent of the amount received under a RWHAP Part C grant must be expended on the following RWHAP Part C EIS costs, either directly or through referrals, contracts, or MOUs:

- Targeted HIV testing
- Other clinical and diagnostic services regarding HIV, and periodic medical evaluations for people with HIV
- Providing therapeutic measures for preventing and treating the deterioration of the immune system and preventing and treating conditions arising from HIV

Clinical and diagnostic services may include medical case management, mental health, oral health, medical nutritional therapy, and outpatient substance abuse care, in addition to outpatient ambulatory health services.

Keep in mind that in the RWHAP Part C EIS program, the 50 percent EIS requirement is verified by your allocations to the **EIS cost category on your line-item budget**, not the **EIS service category that is in your Allocations Report** and defined in PCN #16-02. The activities and services covered by the **EIS service category** are not intended for recipients of a RWHAP Part C EIS award since those same services are required of RWHAP Part C recipients in the RWHAP Part C EIS legislation.

Refer to the most recent competitive RWHAP Part C EIS Notice of Funding Opportunity: (HRSA-22-011, HRSA-22-014, HRSA-22-015, HRSA-22-016, HRSA-22-017 and HRSA-23-119) budget section IV.2.ii.1 for further information.

Accessing the Allocations Report

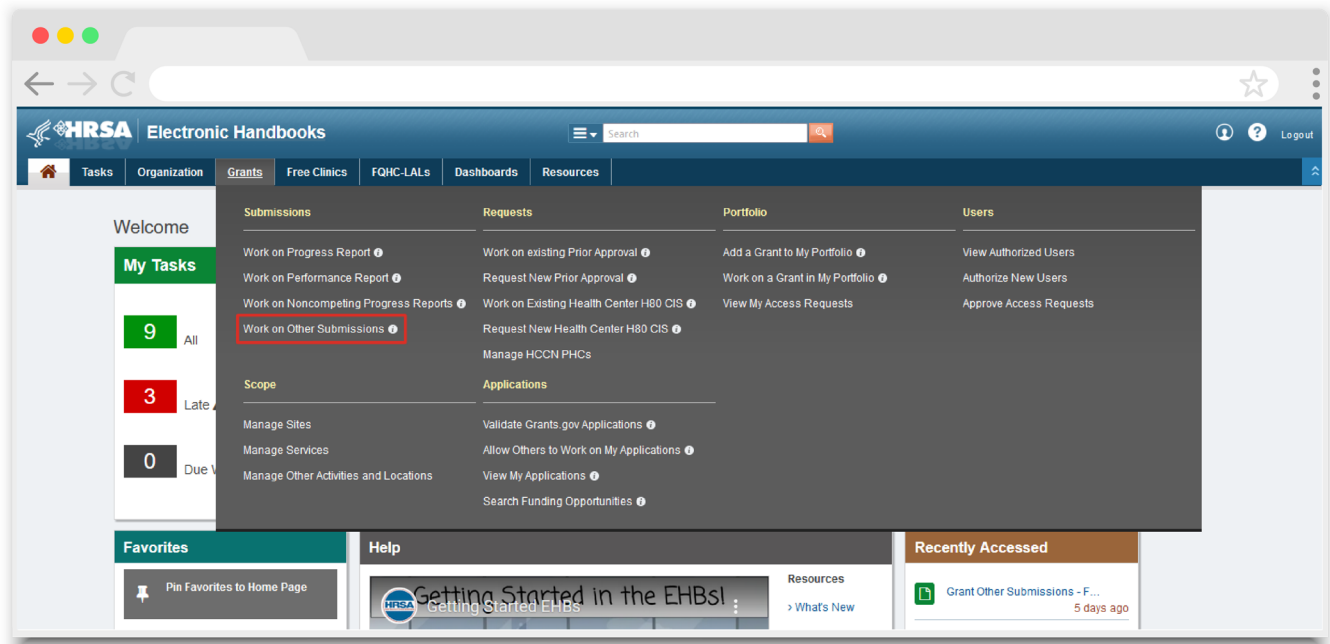
The RWHAP Part C Allocations Report is accessible via the HRSA EHBs. You must have an account with appropriate access to your agency’s grant to view and complete the report. To access the RWHAP Part C Allocations Report, follow the steps below:

STEP ONE: Log in to the [HRSA EHBs](#) site. From the HRSA EHBs homepage, hover your cursor over the “Grants” tab at the top of the screen and select “Work on Other Submissions” under the “Submissions” header ([Figure 1](#)).



If you need assistance with your Login.gov username or password, contact the Login.gov Support Team at (844) 875-6446 or [submit a help ticket online](#).

Figure 1. HRSA EHBs: Screenshot of the Grants Dropdown Menu



STEP TWO: On the next page, “Submissions – All,” under the “Submission Name” column, locate the Allocations Report you would like to access ([Figure 2](#)). Under the “Options” column, select “Start” or “Edit.” The first time the report is accessed the link will read “Start,” but once the report has been started, the link will instead read “Edit.” A new window will appear.


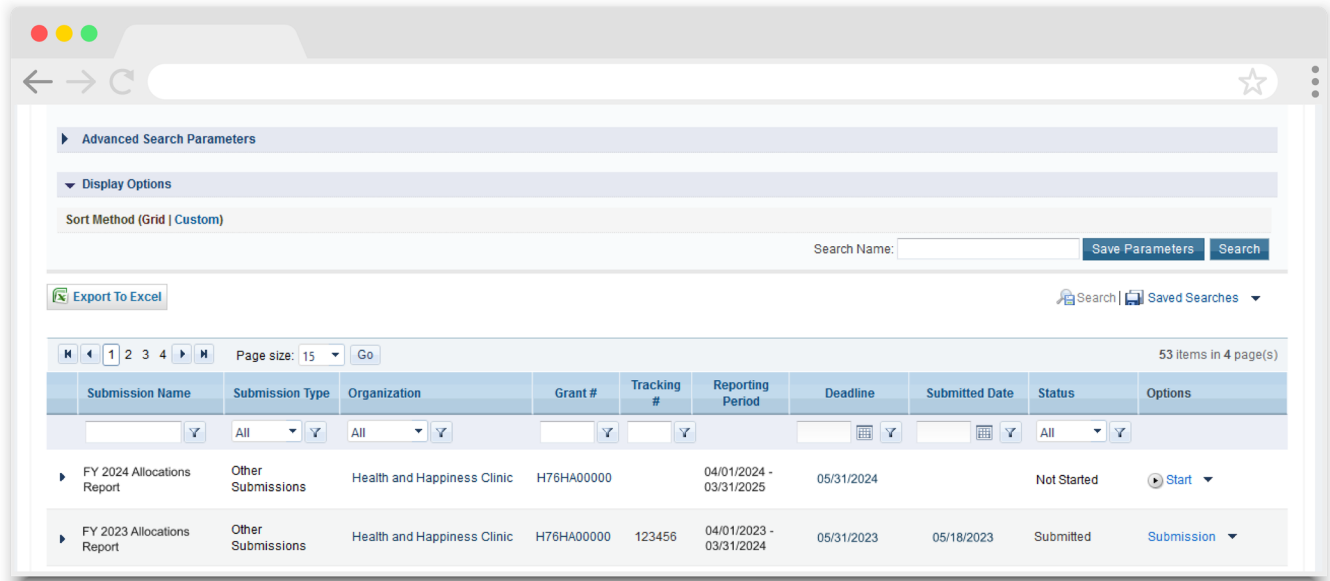


 If you are attempting to work on your GCMS contracts before the submission period begins, you must access the GCMS through your previous year’s Allocations Report or your most recent RWHAP Services Report (RSR).

Figure 2. HRSA EHBs: Screenshot of the Submissions - All Page



 Searching for “Allocations” in the filter header of the “Submission Name” column may help you find your current Allocations Report faster.

 If you need help navigating the EHBs to find your annual Allocations Report, call the EHBs Customer Support Center at 1-877-464-4772.

STEP THREE: You are now in the Allocations Report Inbox (Figure 3). From here, you can access your contracts in the GCMS and your report. To access the GCMS, select “Search Contracts” in the Navigation panel on the left side of the page. To access your Allocations Report, select the envelope icon under the “Action” column on the right side of the page. The first time you access the report, the envelope icon will read “Create,” but once the report has been started, the icon will instead read “Open.”

Figure 3. HRSA EHBs: Screenshot of the Allocations Report Inbox Page

HRSA Electronic Handbooks

Support | Logout

Tasks | Organizations | Grants | Dashboards | Free Clinics | FQHC-LALs | Resources

Welcome | Recently Accessed | What's New | Guide Me

NAVIGATION

Search

Inbox

PTR/Allocations Report Inbox

Manage Contracts

Search Contracts

Search

Search Reports

Allocations Report Inbox Your session will expire in: 29:25

#	Report ID	Submission	Name	Grant Number	Budget Year	Modified Date	Status	Action	Comments	Action History
1		Allocations Report	Health and Happiness Clinic	H76HA00000	04/01/2024 - 03/31/2025		Not Started	Create	Comment	History

For help with EHBs contact the HRSA Help Desk by phone at 1-877-Go4-HRSA (1-877-464-4772) Monday through Friday, 8:00 a.m. to 8:00 p.m. Eastern Time. Or use the [HRSA Electronic Handbooks Contact Center help request form](#) to submit your question online.

For questions regarding data content and/or reporting requirements, please contact Data Support at 1-888-640-9356 or email to RyanWhiteDataSupport@wrma.com.

Logged in as: GranteeDataViewer, GranteeDataEditor, GranteeDataSubmitter

The HAB Web Applications also require Adobe Acrobat Reader 5 or higher installed on your PC. To download Adobe Acrobat Reader, click

Completing the Allocations Report

The RWHAP Part C Allocations Report is an aggregate report that captures budgetary information on the allocation of grant funding for the specified budget year. The fiscal data submitted as part of the Allocations Report are entered in two places in the RWHAP Part C Allocations Report web system: within the Allocations Report itself and in the agency's contracts in the GCMS.

RWHAP Part C recipients must have a contract in the GCMS for each agency funded to provide services with their RWHAP Part C award. These contracts include values for the amount of funding allocated to core medical and support services. Details from the GCMS contracts are then imported into the Allocations Report, where recipients will also enter values for additional allocations from their award.

Once recipients have entered all values and completed their report, they can validate and submit it, at which point it is sent to their DCHAP project officer for review. If you need assistance or have questions about the required RWHAP Part C Allocations Report submission, please contact your DCHAP project officer.

GCMS Contracts

As part of the RWHAP Part C Allocations Report submission, recipients must have contracts present in the GCMS for all agencies funded to provide services with their RWHAP Part C award. This includes providers of direct core medical and support services to clients as well as providers of administrative and technical services. Information from the contracts in the GCMS is imported into both the Consolidated List of Contractors (CLC) and Allocations Report sections of the Allocations Report.

Contracts are typically added to the GCMS during submission of the Allocations Report. It is recommended that recipients add their contracts before beginning the Allocations Report, as this saves you the extra step of synchronizing any contract updates with the report. Agencies should also be sure to align their contract dates in the GCMS with the dates of their award's budget period. Each provider should have a separate contract for each year they are funded to provide services. Do not reuse the prior year's contracts by updating the dates to the current year.

You can access the GCMS at any time in the RWHAP Part C Allocations Report web system by selecting "Search Contracts" in the Navigation panel on the left side of the screen. For further instructions on adding your contracts to the GCMS, please see the GCMS Manual and the Completing the GCMS webinar available on the TargetHIV website.

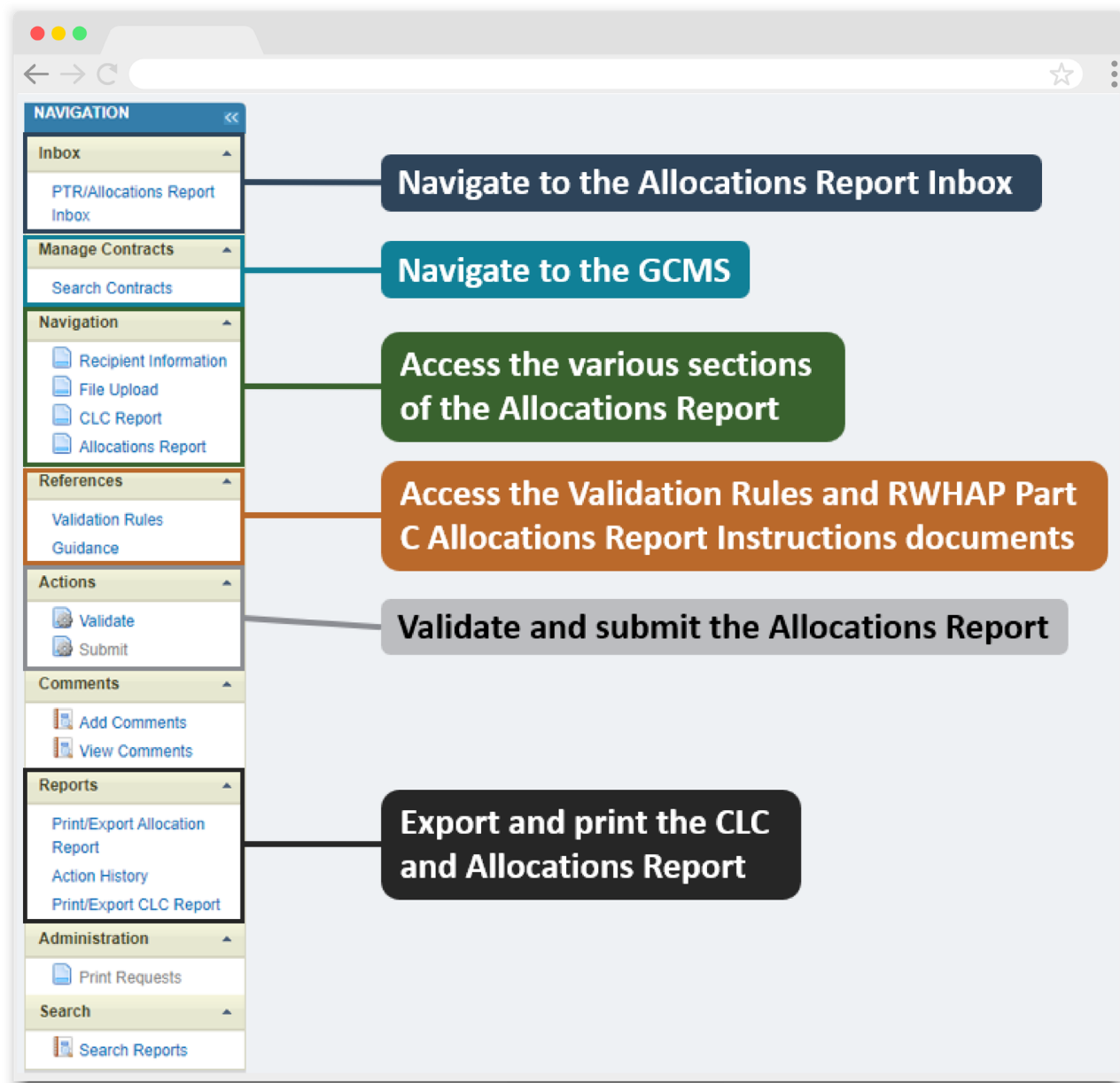
Allocations Report Navigation

Navigation through the Allocations Report web system and within the Allocations Report itself is done using the Navigation panel on the left side of the screen (Figure 4). Use the links in the Navigation panel to access the different sections of the Allocations Report as well as to validate and submit it.



If you need help navigating the Allocations Report web system, contact [RWHAP Data Support](#) for assistance at 1-888-640-9356 or email RyanWhiteDataSupport@wrma.com.

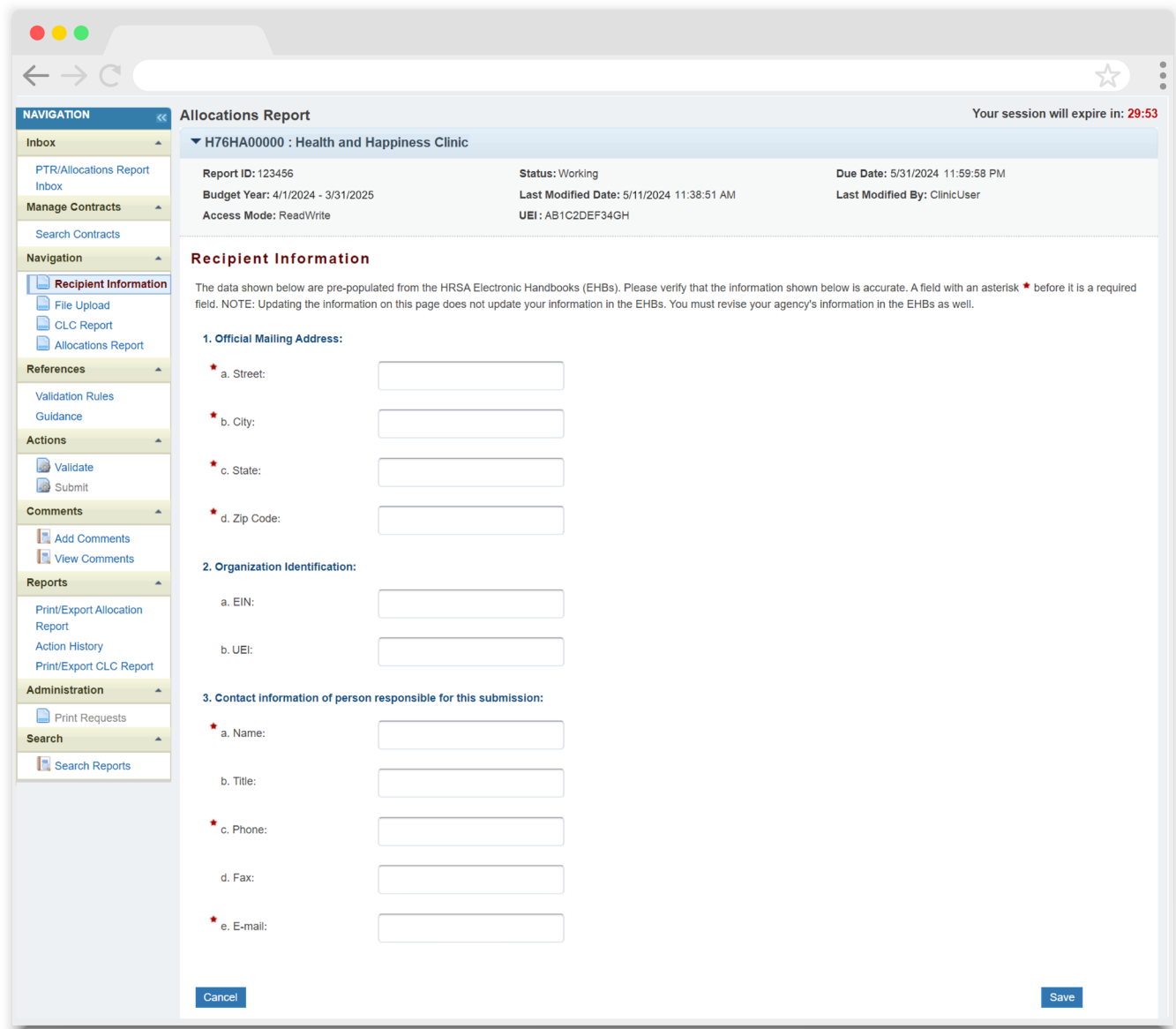
Figure 4. Allocations Report Navigation Panel Guide



Recipient Information

Once you open the Allocations Report, you will be taken to the Recipient Information section of the report (Figure 5). This section is prepopulated with information from the HRSA EHBs. Review all information and ensure it is accurate and up to date. Edit any field by selecting the text box. Once you have finished reviewing and making any necessary updates, select “Save” on the lower-right corner of the page.

Figure 5. RWHAP Part C Allocations Report: Screenshot of the Recipient Information Page



File Upload

For the RWHAP Part C Allocations Report, there are no required additional forms to upload. In rare instances, your project officer may request additional supplemental documentation as part of your Allocations Report submission. In these cases, use the supplemental document upload feature in the File Upload section of the report. Select “File Upload” in the Navigation panel on the left side of the screen and then select the “Upload Supplemental Document” button at the bottom of the page. Locate and select the supplemental documentation saved on your computer to add it to your report.

Figure 6. RWHAP Part C Allocations Report: Screenshot of the File Upload Page



Consolidated List of Contractors (CLC)

To access the CLC Report, select “CLC Report” in the Navigation panel on the left side of the screen. The CLC is a list of all organizations that are funded to provide services with your agency’s RWHAP Part C grant, including providers of core medical and support services to clients as well as providers of administrative and technical services. The list is generated automatically based on the information entered into the GCMS.

Review the CLC Report ([Figure 7](#)) for accuracy and completeness, paying attention to the contract dates, funding amounts, and funded services (select the expansion button to view the services for each provider). All agencies funded to provide services with your RWHAP Part C award (including your own organization if it provides services) should have a contract in the GCMS and be listed in the CLC Report. The contract dates should align with your budget year to prevent future reporting issues.

To update the CLC, you must modify the associated contract(s) in the GCMS. For further instructions on editing contracts, see the [GCMS Manual](#).


Figure 7. RWHAP Part C Allocations Report: Screenshot of the Consolidated List of Contractors Page

The screenshot shows a web application interface for the RWHAP Part C Allocations Report. The main content area is titled "Consolidated List of Contractors" and displays a table of contractor data. The table has the following columns: Warning, Id, Funded By, Organization, Reference, Start, End, Services, Funded Through, Is Executed, and Amount. Two contractors are listed:

Warning	Id	Funded By	Organization	Reference	Start	End	Services	Funded Through	Is Executed	Amount
	000001	H76HA00000	Health and Happiness Clinic		4/1/2024	3/31/2025	6		Yes	\$100,000.00
	000002	H76HA00000	Speedy Transport		4/1/2024	3/31/2025	1		Yes	\$9,000.00

Below the table, there is a help section with contact information for HRSA Help Desk and Data Support.

If you make any changes to your contracts in the GCMS after starting your Allocations Report, you will need to synchronize these changes to add them to the report. You will know you have pending changes to synchronize if a yellow warning banner is present at the top of the page (Figure 8). Select the “Synchronize All” button to synchronize all changes at once or synchronize changes individually by selecting the agency’s name in blue in the yellow warning banner. On the next page (Figure 9), review the changes for accuracy and select the “Synchronize” button to add the contract updates to your report.



RWHAP-related funded services and contracts funded solely through RWHAP-related funding will not populate in the Allocations Report.

Figure 8. RWHAP Part C Allocations Report: Screenshot of the Consolidated List of Contractors Page with Synchronization Warning Banner

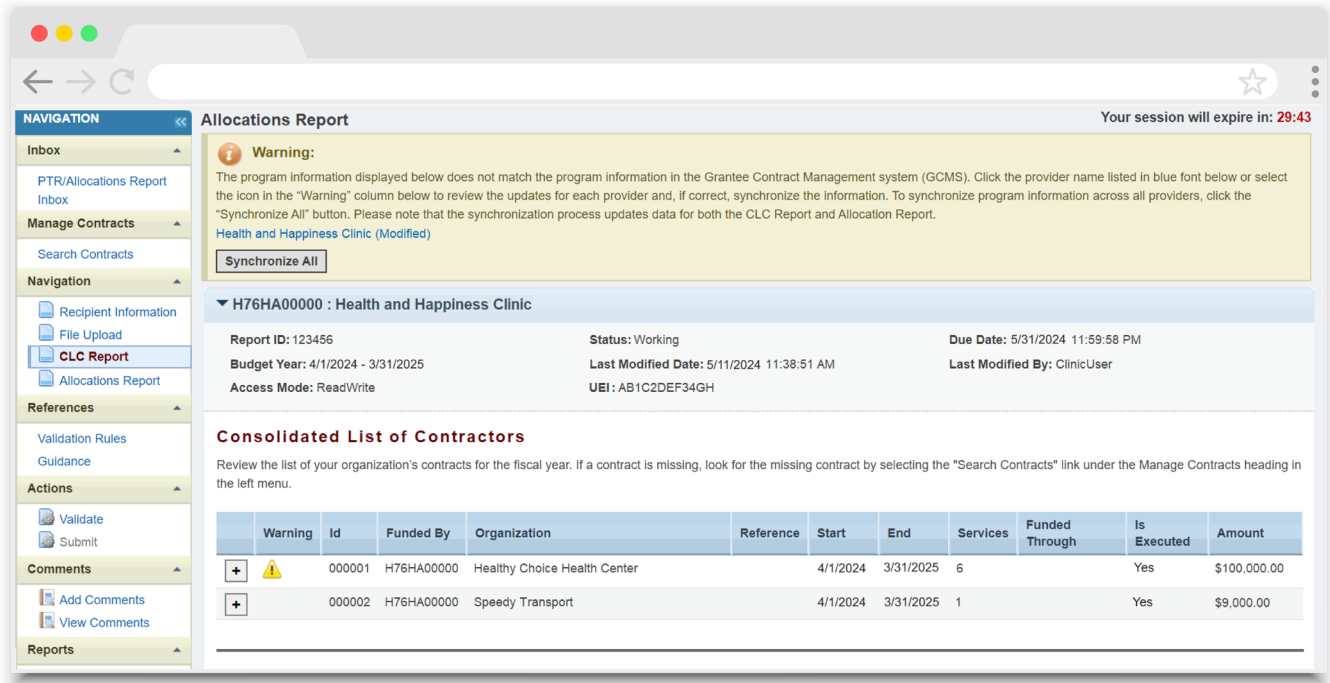
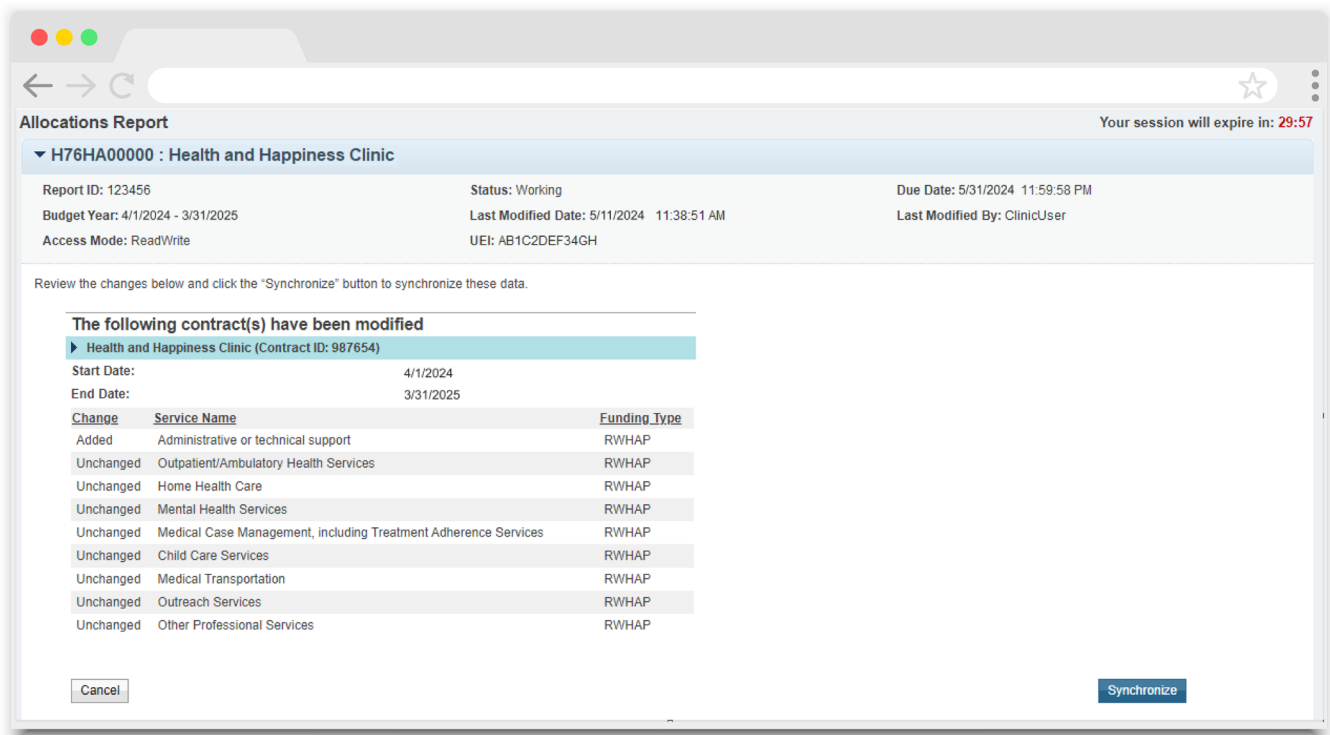


Figure 9. RWHAP Part C Allocations Report: Screenshot of the Synchronize Contract Page



Allocations Report

To access the Allocations Report section, select “Allocations Report” in the Navigation panel on the left side of the screen. The RWHAP Part C Allocations Report comprises three sections: *Award Information*; *Part C Program Total*; and the *Part C Allocations Categories*.

Only whole number values are allowed in the editable fields. Each field requires a response. Therefore, if you don’t have any allocations to report for a specific category, enter a “0.”

The Allocations Report contains three editable fields that you must complete using your agency’s final Notice of Award (NoA) and final approved budget. Once you have entered a value for every field, select “Save” at the bottom-right of the page.

Award Information

- *RWHAP Part C Recipient Award Amount*: Enter the total amount of your agency’s RWHAP Part C award indicated on your agency’s final NoA.

Part C Program Total

- Clinical Quality Management*: Enter the amount of your agency’s RWHAP Part C award that is allocated for supporting clinical quality management activities.
- Administrative*: Enter the amount of your agency’s RWHAP Part C award that is allocated for supporting recipient administration activities.



The total amount allocated to recipient administration must not exceed 10 percent of your total award.

Figure 10. RWHAP Part C Allocations Report: Screenshot of the Award Information and Part C Program Total Sections of the Allocations Report

Allocations Report
All fields are required.

Budget Year 04/01/2024 - 03/31/2025 Award Information

RWHAP Part C Recipient Award Amount:

Part C Program Total

Service	Base Award Amount	Base Award Percent
Non-services		
a. Clinical Quality Management	<input type="text"/>	
b. Administrative	<input type="text"/>	
Non-services Subtotal		
Client Services		
c. Core Medical Services		
d. Support Services		
Service Allocation Subtotal		
Total Allocations (Service+Non-service)		

Part C Allocations Categories

The *Part C Allocations Categories* table details your agency’s funding that has been allocated to core medical and support services. All fields in this table are populated by your agency’s contracts in the GCMS. Review the amounts listed here and if you need to make any changes, you must modify the associated contract(s) in the GCMS for the organization(s) providing the service. See the [GCMS Manual](#) for further assistance.



To review the RWHAP core medical and support service categories, see [PCN #16-02](#) on the HRSA HAB website.



Before indicating that RWHAP Part C funding has been allocated for EIS, review the core medical and support service category definitions in PCN #16-02, available on the [HRSA HAB website](#). The majority of your award should NOT be entered under the EIS service category. Please see [Early Intervention Services](#) for further information.



At least 75 percent of your total award (minus funding allocated to recipient administration and clinical quality management) must be allocated to core medical services.

Figure 11. RWHAP Part C Allocations Report: Screenshot of the Part C Allocations Categories Table

Part C Allocations Categories		
Service	Base Award	
	Amount	Percent
Core Medical Services		
a. AIDS Drug Assistance Program Treatments	\$0	0.00%
b. AIDS Pharmaceutical Assistance	\$0	0.00%
c. Early Intervention Services (EIS)	\$0	0.00%
d. Health Insurance Premium and Cost Sharing Assistance for Low-Income Individuals	\$0	0.00%
e. Home and Community-Based Health Services	\$0	0.00%
f. Home Health Care	\$0	0.00%
g. Hospice	\$0	0.00%
h. Medical Case Management, including Treatment Adherence Services	\$0	0.00%
i. Medical Nutrition Therapy	\$0	0.00%
j. Mental Health Services	\$0	0.00%
k. Oral Health Care	\$0	0.00%
l. Outpatient/Ambulatory Health Services	\$0	0.00%
m. Substance Abuse Outpatient Care	\$0	0.00%
1. Core Medical Services Subtotal	\$0	0.00%
Support Services		
a. Child Care Services	\$0	0.00%
b. Emergency Financial Assistance	\$0	0.00%
c. Food Bank/Home Delivered Meals	\$0	0.00%

Below the *Part C Allocations Categories* table, there is a checkbox that you should select if your agency received a waiver for the 75 percent core medical services requirement (Figure 12). You will receive a validation message on your report if you do not select the waiver checkbox and have not met the 75 percent core medical services requirement based on the allocations entered. If you are unsure if your organization received a waiver, please contact your DCHAP project officer for further assistance.



If you need help completing the Allocations Report, contact [RWHP Data Support](#) for assistance at 1-888-640-9356 or email RyanWhiteDataSupport@wrma.com.

Figure 12. RWHP Part C Allocations Report: Screenshot of the Core Medical Services Requirement Waiver Checkbox

m. Rehabilitation Services	\$0	0.00%
n. Respite Care	\$0	0.00%
o. Substance Abuse Services (residential)	\$0	0.00%
2. Support Services Subtotal	\$0	0.00%
3. Total Service Allocations	\$0	0.00%

Recipient received waiver for 75% core medical services requirement.

Validating and Submitting the Allocations Report

After you have completed all required sections of the Allocations Report, the next step is to validate it. The validation process looks for potential problems in the information you entered and lets you review them before the report is sent to your project officer for review.

Select “Validate” in the Navigation panel on the left side of the screen to begin the validation process. Wait a few minutes for the process to complete and then refresh the page by selecting “Validate” in the Navigation panel again. The system will either display your validation results or ask you to continue to wait while the validation request continues to process.

If you receive a green congratulations message, then you can proceed to submitting your report. Alternatively, you will see a table of validation results (Figure 13). Validation messages are sorted into categories: errors, warnings, and alerts. For the RWHAP Part C Allocations Report, there is only one type of validation message: errors. Errors must be corrected before you are able to submit your Allocations Report.

If you receive an error, correct the information in your report based on the validation message and revalidate your report using the instructions above.

Figure 13. RWHAP Part C Allocations Report: Screenshot of the Validation Results Page

Validation Results

You must fix all errors in your report before you can submit your data. Please fix all warnings as appropriate. For the warnings that you cannot or should not fix, enter a warning comment before you submit your data. To enter warning comments for a specific check, select the "Add Comment" link located in the Action column of the validation results table(s). Contact the help desk if you have questions about any of the validation errors, warnings, or alerts.

Recipient Information

Row No.	Check No.	Message	Type	Comment Count	Action
1	3	Recipient Information page: Title is missing	Error	0	

Required Documents

Row No.	Check No.	Message	Type	Comment Count	Action
No report validation errors found.					

Consolidated List of Contractors

Row No.	Check No.	Message	Type	Comment Count	Action
1	29	At least one contract with at least one service must be specified. To correct this issue, please add a contract in the GCMS and/or synchronize contracts into your report.	Error	0	

Allocations Report

Row No.	Check No.	Message	Type	Comment Count	Action
No report validation errors found.					



If you need help understanding or resolving a specific validation message, contact [RWHAP Data Support](#) at 1-888-640-9356 or email RyanWhiteDataSupport@wrma.com.

Once you have addressed all validation messages, you are ready to submit your report. To submit the report, select “Submit” in the Navigation panel on the left side of the screen. On the next page ([Figure 14](#)), enter a comment in the text box with any meaningful feedback you have related to your Allocations Report submission. Read and acknowledge the statement under the comment box by selecting the checkbox. Once done, select the “Submit” button at the bottom of the page.

Figure 14. RWHAP Part C Allocations Report: Screenshot of the Submit Report Page

The screenshot shows a web browser window with the title "Submit Report". The page content includes a navigation panel on the left, a text box for comments, a character count of 3000, and a "Submit" button. The text box is empty and has a rich text editor toolbar above it. The toolbar includes icons for bold, italic, underline, font size (12px), text color, background color, link, unlink, and a "Preview" button. Below the text box, there is a checkbox and a certification statement: "I certify that the data in this report is accurate and complete. I understand that reporting accurate and complete data is a condition of this grant award and is subject to federal audit." The "Submit" button is located at the bottom left of the page.



Frequently Asked Questions

Where do I enter funding for the services my agency provides using RWHAP funding?

Funds allocated to core medical and support services are entered into the GCMS. If your agency is providing these services, you will enter a contract with your own agency for these services in the GCMS. See the [GCMS Manual](#) for more details. Funds allocated to administrative activities are captured in the “Allocations Report” section of your report. See the [Allocations Report](#) section for further details on how to enter and modify these amounts.

My agency allocated all of its funding to the EIS category. Is this correct?

For RWHAP Part C recipients there are two definitions of Early Intervention Services (EIS) to be aware of when completing your Allocations Report.

The first definition refers to RWHAP Part C EIS where at least 50 percent of your award must be expended on targeted HIV testing (excluding counseling and referrals/linkage to care), other clinical and diagnostic services regarding HIV and periodic medical evaluations for people with HIV, and providing therapeutic measures for prevention and treating the deterioration of the immune system and preventing and treating conditions arising from HIV.

The second definition of EIS is that which you will see in your Allocations Report and the GCMS. The definition for this service category can be found in [HAB PCN #16-02](#). The EIS service category is a specifically defined set of four services including:

- Counseling individuals with respect to HIV
- High-risk targeted HIV testing
- Referral and linkage to care
- Other clinical and diagnostic services related to HIV diagnosis

Agencies that are providing RWHAP Part C EIS with their grant funding should allocate their funding in the system to the appropriate service categories. For example, funding expended toward a case manager providing medical case management should be entered under the Medical Case Management service category and not EIS even though the funding will count toward the agency’s 50 percent RWHAP Part C EIS requirement.

Is my agency required to upload documents to complete the Allocations Report?

There are no required documents to upload as part of the Allocations Report. If your project officer requests or you would like to include additional documentation, use the “Upload Supplemental Document” link in the “File Upload” section of your report to upload the documentation to your report.

How can we correct funding amounts within the report if we need to make changes?

If your agency needs to make changes to amounts allocated to administrative activities, update those amounts in the “Allocations Report” section of your Allocations Report. If your agency needs to make changes to amounts allocated to core medical or support services, update those amounts in the associated contract(s) in the GCMS. See the [GCMS Manual](#) for more details.

In the Allocations Report, there are fields I cannot edit, such as core medical services. How do I edit them?

Funds allocated to core medical and support services are captured in your contracts in the GCMS. See the [GCMS Manual](#) for more details.

The Allocations Report or CLC are not capturing my contracts even though I have entered them in the GCMS. What do I do?

Information entered into the GCMS is not automatically pulled into the Allocations Report or CLC once your agency’s Allocations Report has been opened. You will need to synchronize the changes that you have made with your report. See the [Consolidated List of Contractors \(CLC\)](#) section for details.

My Allocations Report says it is “locked,” and I cannot edit anything. What does that mean?

Another user from your agency is accessing your report. If you believe this is an error, contact Ryan White Data Support at 1-888-640-9356 or email RyanWhiteDataSupport@wrma.com.

If my agency awards part of our grant to subrecipients, why is our agency not marked as an administrative agent, fiscal intermediary, or lead agency in the GCMS?

As a recipient, your agency is expected to manage all RWHAP funds. Management of RWHAP funds includes but is not limited to selecting subrecipients, awarding contracts, providing clinical quality management guidelines, and ensuring subrecipient compliance with RWHAP policies. As a recipient, you may choose to delegate some of your agency’s responsibilities. If your agency does choose to delegate some responsibilities to a third party, this entity would be classified as an administrative agent, fiscal intermediary, or lead agency. See the [Glossary](#) for definitions of these terms.

Are the contracts I entered into the GCMS also used for other RWHAP reports?

Yes, RWHAP Part C contract information is also used to populate the RWHAP Services Report (RSR).

Can I edit my report after I submit it?

No. Once your report has been submitted, you cannot edit your report. However, you may ask your project officer or PQC to return your report to you for changes.

Glossary

Administrative Agent: An entity that functions to assist the grant recipient, consortium, or other planning body in carrying out administrative activities (e.g., disbursing program funds, developing reimbursement and accounting systems, developing funding announcements, monitoring contracts).

Allocations: The proposed allotment of funds to their different service categories.

Consolidated List of Contractors (CLC): Summarizes each RWHAP-funded contract, the contract amount, and the service(s) provided under the contract.

Core Medical Services: A set of essential, direct health care services provided to people with HIV and specified in the Ryan White HIV/AIDS Treatment Extension Act. To view a list of core medical services, see [PCN 16-02](#).

Fiscal Intermediary: An administrative agent who acts on behalf of the recipient to monitor the use of its RWHAP funds.

Grantee Contract Management System (GCMS): A data-storage system that allows recipients to enter and maintain RWHAP contracts.

Lead Agency: An organization that provides fiscal and administrative management, monitoring, and oversight to providers of direct RWHAP services on behalf of a RWHAP recipient or consortia with which it has contracted.

Notice of Award (NoA): An official document from Health Resources Services Administration (HRSA), HIV/AIDS Bureau (HAB), stating an agency's RWHAP funding amount and funding terms and conditions.

Provider: An agency funded to provide services. Services may include direct core medical and support services to clients as well as administrative and technical services. Also see "subrecipient."

Recipient: An organization receiving financial assistance directly from an HHS-awarding agency to carry out a project or program. A recipient also may be a recipient-provider if it provides direct services in addition to administering its grant.

Recipient Administration (Administrative): Activities relating to routine grant administration and monitoring activities.

RWHAP-related Funding of Services: Refers to RWHAP-eligible services that are funded with program income or pharmaceutical rebates, as distinguished from direct RWHAP grant funds. See [PCN 15-03 \(Clarifications Regarding the Ryan White HIV/AIDS Program and Program Income\)](#) and [PCN 15-04 \(Utilization and Reporting of Pharmaceutical Rebates\)](#) for additional information.

Subrecipient: An organization that receives RWHAP funds from a recipient and is accountable to the recipient for the use of the funds. Subrecipients may provide direct client services or administrative services.

Support Services: A set of services needed to achieve medical outcomes that affect the HIV-related clinical status of a person with HIV. To view a list of support services, see [PCN 16-02](#).

Synchronization: The process of incorporating changes made in the GCMS into the report being updated.

Validation: A system-administered check that reviews all data entered into the Allocations Report for consistency with RWHAP guidelines.