



Strengthening the Health Workforce

CDC/HRSA Advisory Committee on HIV, Viral Hepatitis, and STD Prevention and Treatment

October 21, 2024

Candice Chen, MD, MPH
Acting Associate Administrator
Bureau of Health Workforce (BHW)

Vision: Healthy Communities, Healthy People



HRSA Workforce Aims to Increase Access



Increase Supply



Advance Health Equity



Improve Distribution

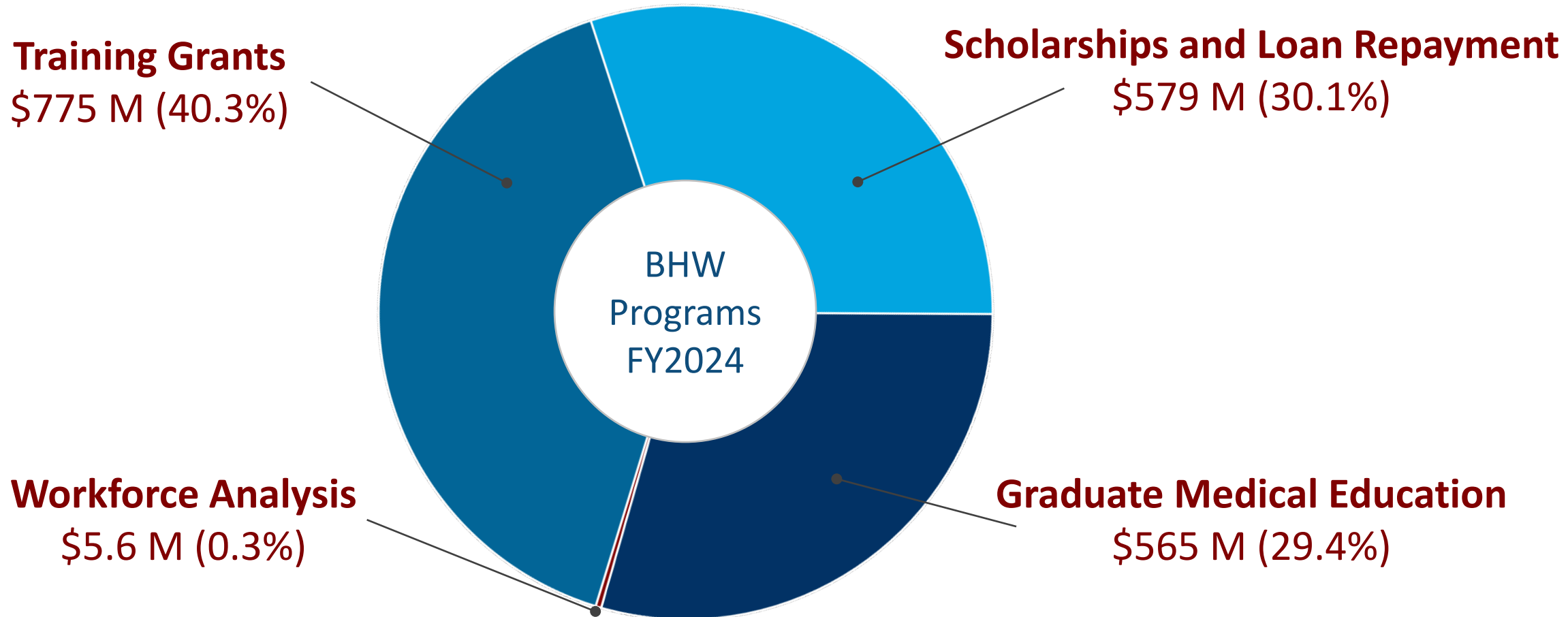


Promote Wellbeing



Amplify HRSA Impact

HRSA Workforce Programs Overview



Health Workforce Projections

▶ Infectious Disease Physicians (2036)

38 states with projected adequacy below 100%

Change in Total Supply 2021 - 2036

1,110 ▲ 9%

Starting Value: 12,830 Ending Value: 13,940

Change in Total Demand 2021 - 2036

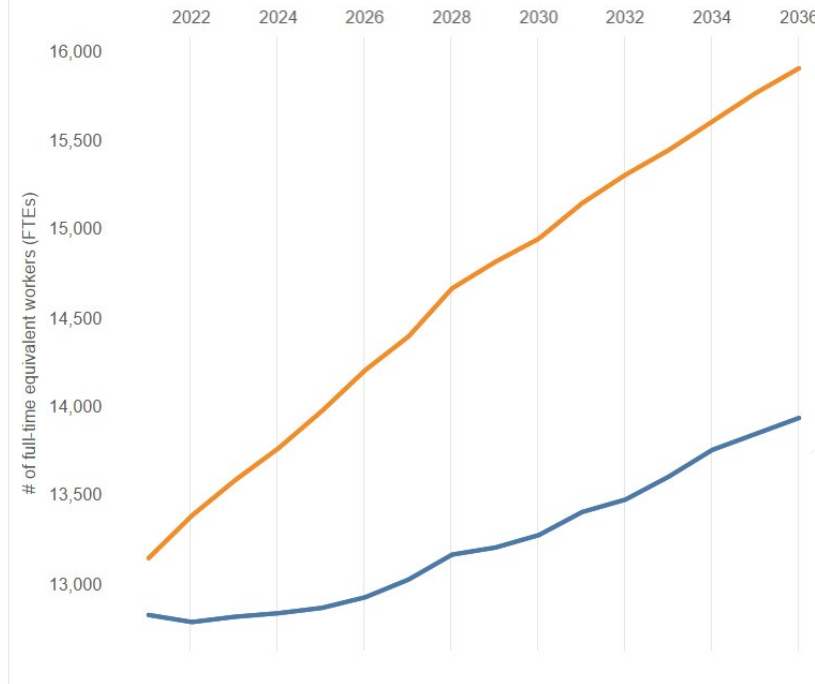
2,760 ▲ 21%

Starting Value: 13,150 Ending Value: 15,910

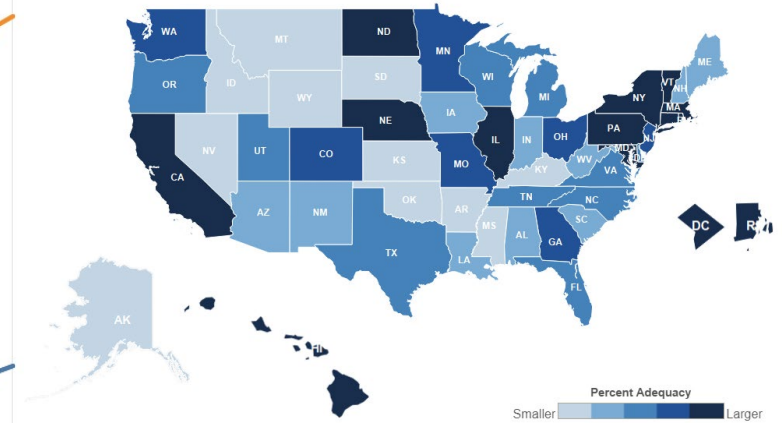
Total Percent Adequacy 2036

88%

Supply & Demand 2021 - 2036



Total Percent Adequacy By State 2036



Scholarship and Loan Repayment Programs (LRP)

NATIONAL HEALTH SERVICE CORPS

- NHSC Scholarship
- NHSC LRP
- Students to Service LRP
- Rural Community LRP
- SUD Workforce LRP
- State LRP

NURSE CORPS

- Nurse Corps Scholarship
- Nurse Corps LRP



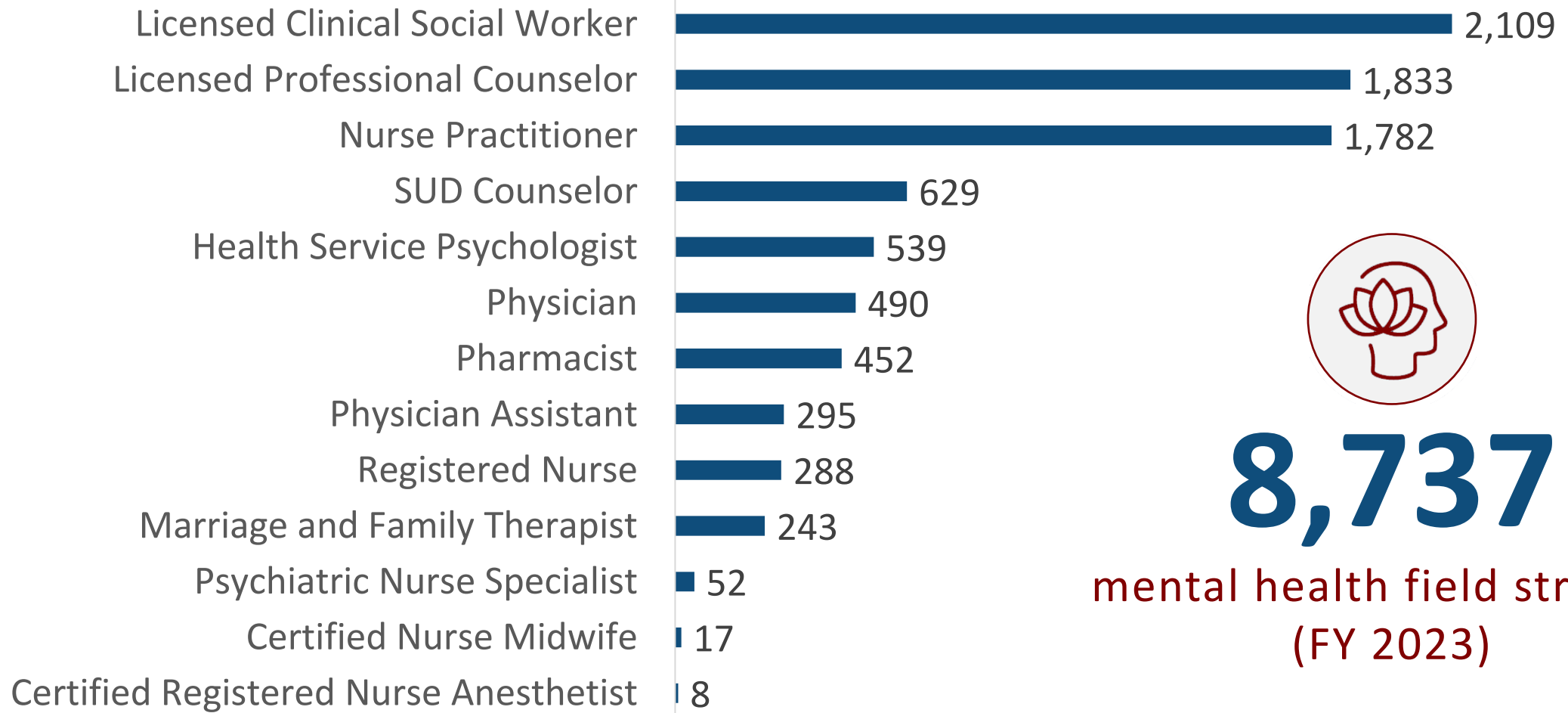
SUBSTANCE USE DISORDER TREATMENT AND RECOVERY (STAR) LRP

PEDIATRIC SPECIALTY LRP

FACULTY LRP

NATIVE HAWAIIAN HEALTH SCHOLARSHIP PROGRAM

Mental Health Providers within the National Health Service Corps



8,737

mental health field strength
(FY 2023)



Graduate Medical Education Programs

TEACHING HEALTH CENTER GME

- AY 2024-2025: **1,176 residents** in primary care settings
- Graduates:
 - **2,368** new primary care physicians and dentists
 - 65% in primary care
 - 56% in rural or underserved areas

CHILDREN'S HOSPITAL GME

- AY 2022-2023: **8,390 FTE slots**
 - 51% of all general pediatricians
 - 53% of all pediatric subspecialists
- Graduates: 4,706



Forecasted Behavioral Health Grants

FY 2025

See [Grants.gov](https://www.Grants.gov)

Behavioral Health Workforce Education and Training for Professionals



\$59.6 M (estimated)
101 awards (expected)

Behavioral Health Workforce Education and Training for Paraprofessionals



\$10.9 M (estimated)
31 awards (expected)

Addiction Medicine Fellowship



\$23.5 M (estimated)
29 awards (expected)

Graduate Psychology Education



\$22.8 M (estimated)
41 awards (expected)

Behavioral Health Workforce Development Technical Assistance Program



\$2.5 M (estimated)
1 award (expected)



Behavioral Health Workforce Development Programs

BEHAVIORAL HEALTH PROGRAMS

train professionals and support workers in effective treatments to increase access to services in rural and underserved communities.



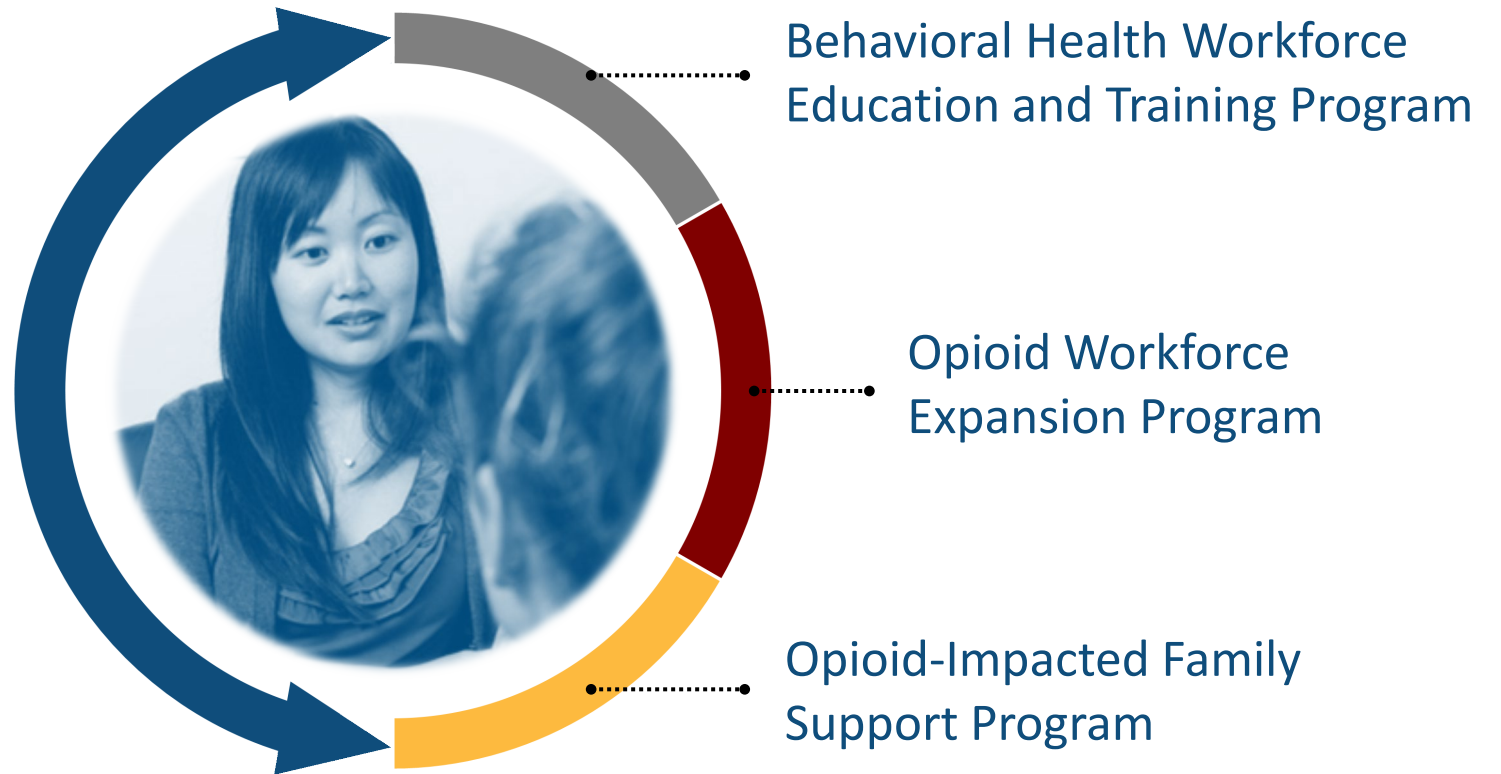
11,214
trainees

AY 2022-2023

Trained in medically underserved communities	57%
Substance use treatment training	60%
Graduates	7,000
Plan to continue in medically underserved communities	44%

Community Health and Peer Support Workers

Growing the
Health Support Workforce



Behavioral Health Integration into Primary Care



EXAMPLE PROGRAMS

- PCTE*: Integrating Behavioral Health and Primary Care Program
- PCTE*: Physician Assistant Rural Training in Behavioral Health
- Advanced Nursing Education Nurse Practitioner Residency and Fellowship Program
- NEPQR†—Interprofessional Collaborative Practice Program Behavioral Health Integration
- Integrated Substance Use Disorder Training Program

*PCTE = Primary Care Training and Enhancement

†NEPQR = Nurse Education, Practice, Quality, and Retention



Connect with HRSA

Learn more: [HRSA.gov](https://www.HRSA.gov)


Sign up for HRSA eNews:



Follow us:



View HRSA job openings:



Contact Us

Candice Chen, MD, MPH

Acting Associate Administrator

Bureau of Health Workforce (BHW)

Health Resources and Services Administration (HRSA)

Email: BHWSpeakerRequest@hrsa.gov

Website: bhw.hrsa.gov



Questions

