

Conference Orientation Session for People Living with HIV

December 12, 2018

Stephanie Pehoua and Tyranny Smith-Bullock
Co-Chairs of Voices of PLWH Workgroup
HIV/AIDS Bureau (HAB)
Health Resources and Services Administration (HRSA)



Health Resources and Services Administration (HRSA) Overview

- Supports more than 90 programs that provide health care to people who are geographically isolated, economically or medically vulnerable through grants and cooperative agreements to more than 3,000 awardees, including community and faith-based organizations, colleges and universities, hospitals, state, local, and tribal governments, and private entities
- Every year, HRSA programs serve tens of millions of people, including people living with HIV/AIDS, pregnant women, mothers and their families, and those otherwise unable to access quality health care



HIV/AIDS Bureau Vision and Mission

Vision

Optimal HIV/AIDS care and treatment for all.

Mission

Provide leadership and resources to assure access to and retention in high quality, integrated care, and treatment services for vulnerable people living with HIV/AIDS and their families.



Ryan White HIV/AIDS Program

- Provides comprehensive system of HIV primary medical care, medications, and essential support services for low-income people living with HIV
 - More than half of people living with diagnosed HIV in the United States – more than 550,000 people – receive care through the Ryan White HIV/AIDS Program
- Funds grants to states, cities/counties, and local community based organizations
 - Recipients determine service delivery and funding priorities based on local needs and planning process
- Payor of last resort statutory provision: RWHAP funds may not be used for services if another state or federal payer is available
- 84.9% of Ryan White HIV/AIDS Program clients were virally suppressed in 2016, exceeding national average of 59.8%



Source: HRSA. Ryan White HIV/AIDS Program Annual Client-Level Data Report 2016; CDC. HIV Surveillance Supplemental Report 2016;21(No. 4)



Objectives

The components of the session will include:

- A historical review of the Ryan White HIV/AIDS Program (RWHAP) and HIV/AIDS Bureau Mission/Vision
- The structure of the RWHAP and how each part plays a role in providing a comprehensive system of care.
- Goals and Impact of the program and how involvement of PLWH plays an important part in achieving optimal health outcomes
- How to navigate through the National 2018 Ryan White Conference on HIV Care & Treatment



Introductions

In a single sentence only, introduce yourself and share one brief GOAL that you have for the 2018 RWHAP Conference.



History of PLWH Voices - Highlights

- Denver Principles – Self Empowerment manifesto
- Ryan White – In 1985, Indiana teenager contracted AIDS through blood transfusion. He speaks out against AIDS stigma and discrimination.
- The RWHAP – Created in 1990 - Ryan White Comprehensive AIDS Resources Emergency (CARE) Act. US Health Resources and Services Administration (HRSA) manages the program, the largest HIV Federal grant program.
- GIPA Policy signed in 1994 – eventually transforms into MIPA in 1999



Question

What I wish I knew before attending a previous RWHAP Conference?



RWHAP Parts

- Part A
- Part B
- Part C
- Part D
- Part F



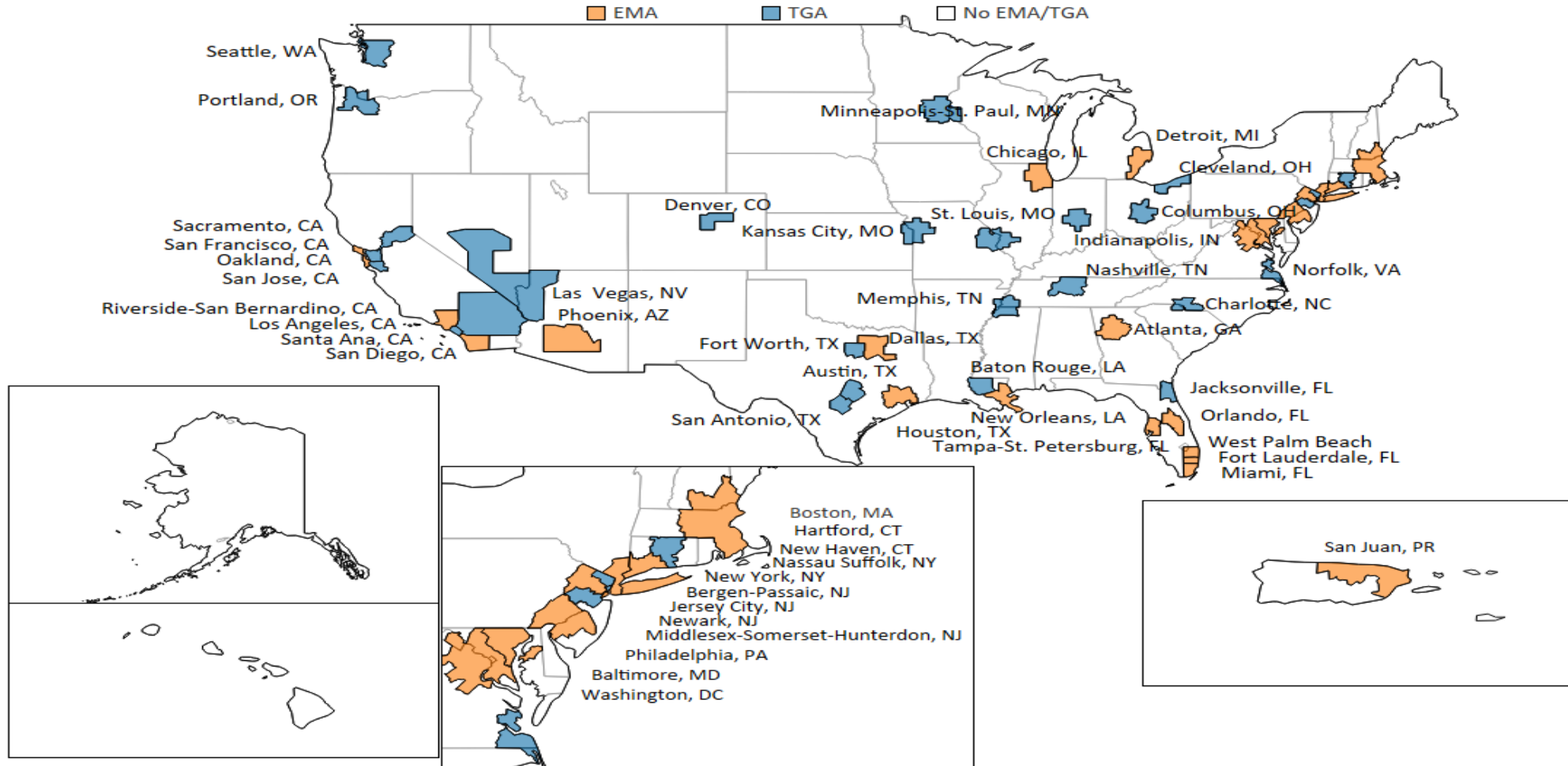
Ryan White HIV/AIDS Program

- Parts A (Cities), B (States), C (Community based organizations), and D (Community based organizations for women, infants, children, and youth) Services include:
 - Medical care, medications, and laboratory services
 - Clinical quality management and improvement
 - Support services including case management, medical transportation, and other services
- Part F Services
 - Clinician training, dental services, and dental provider training
 - Development of innovative models of care to improve health outcomes and reduce HIV transmission among hard to reach populations
- 83% of Ryan White HIV/AIDS Program clients were virally suppressed in 2015, exceeding national average of 58.9%



RWHAP Part A Jurisdictions

RWHAP Part A Emergency Metropolitan Areas (EMA) & Transitional Grant Areas (TGAs)



Question

Can anyone name some of the services provided through the Ryan White HIV/AIDS Program?



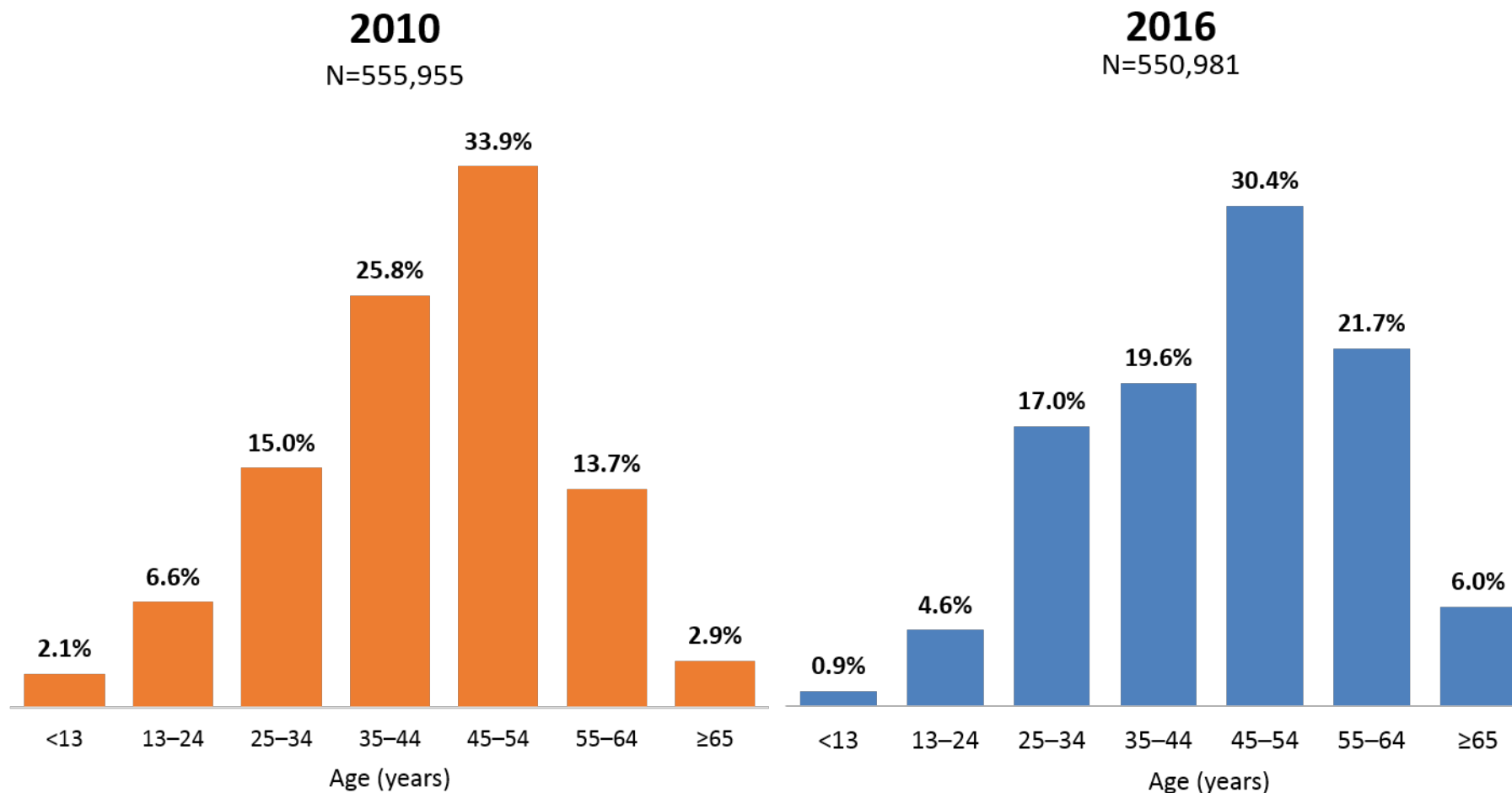
RWHAP Services

CORE MEDICAL SERVICES	SUPPORT SERVICES
Outpatient/Ambulatory Health Services	Non-Medical Case Management Services
AIDS Drug Assistance Program Treatments	Child Care Services
AIDS Pharmaceutical Assistance	Emergency Financial Assistance
Oral Health Care	Food Bank/Home Delivered Meals
Early Intervention Services (EIS)	Health Education/Risk Reduction
Health Insurance Premium and Cost Sharing Assistance for Low-Income Individuals	Housing
Home Health Care	Other Professional Services
Home and Community-Based Health Services	Linguistic Services
Hospice Services	Medical Transportation
Mental Health Services	Outreach Services
Medical Nutrition Therapy	Psychosocial Support Services
Medical Case Management, including Treatment Adherence Services	Referral for Health Care and Support Services
Substance Abuse Outpatient Care	Rehabilitation Services
Respite Care	
Substance Abuse Services (residential)	

2016 RWHAP Client-Level Data Report: Highlights



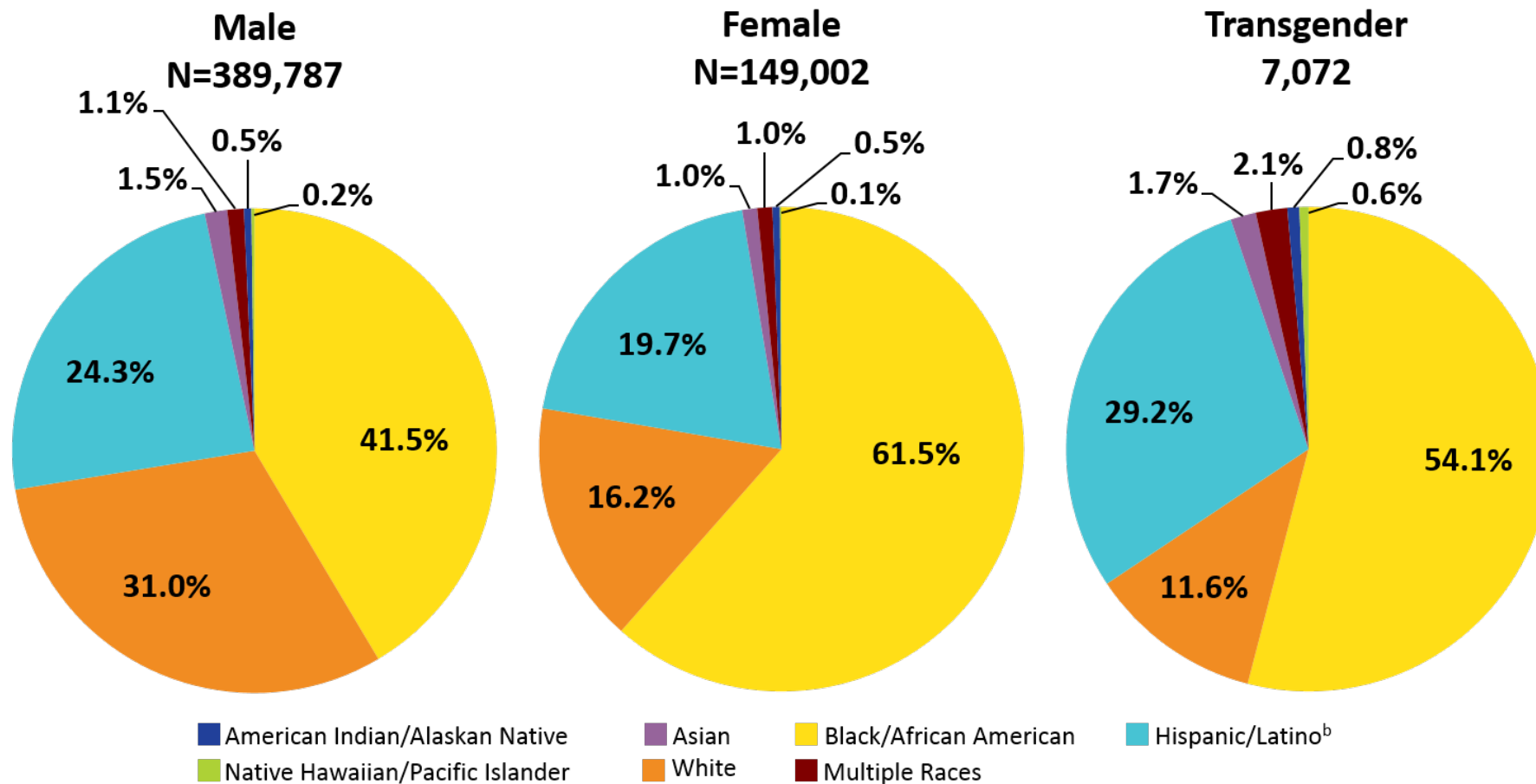
Ryan White HIV/AIDS Program Clients, by Age Group, 2010 and 2016—United States and 3 Territories^a



^a Guam, Puerto Rico, and the U.S. Virgin Islands.



Clients Served by the Ryan White HIV/AIDS Program, by Gender and Race/Ethnicity, 2016—United States and 3 Territories^a



^a Guam, Puerto Rico, and the U.S. Virgin Islands.

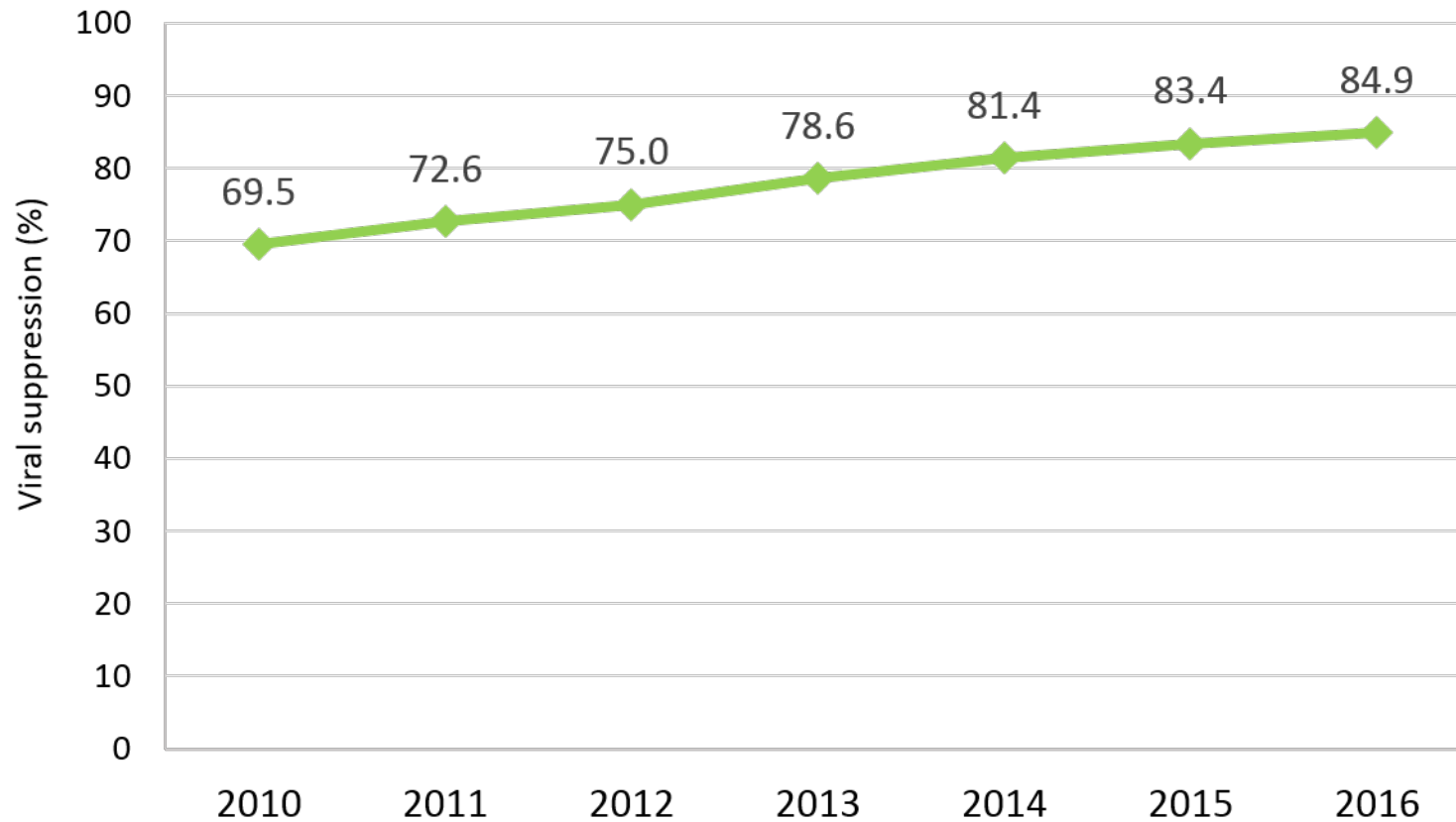
^b Hispanics/Latinos can be of any race.



Viral Suppression Among RWHAP Clients (non-ADAP)

Viral suppression: ≥ 1 outpatient ambulatory health service (OAHS) visit during the calendar year and ≥ 1 viral load reported, with the last viral load result of < 200 copies/mL

Viral Suppression among Clients Served by the Ryan White HIV/AIDS Program (non-ADAP), 2010–2016—United States and 3 Territories^a

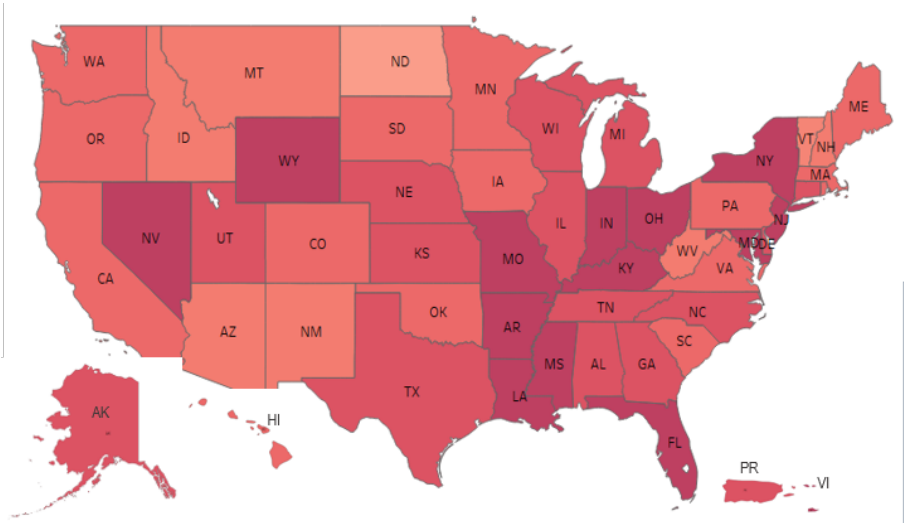


Viral suppression: ≥ 1 OAH visit during the calendar year and ≥ 1 viral load reported, with the last viral load result < 200 copies/mL.

Source: HRSA. Ryan White HIV/AIDS Program Services Report (RSR) 2016. Does not include AIDS Drug Assistance Program data.



Viral Suppression among RWHAP Clients, by State, 2010 and 2016—United States and 2 Territories^a



IN 2010

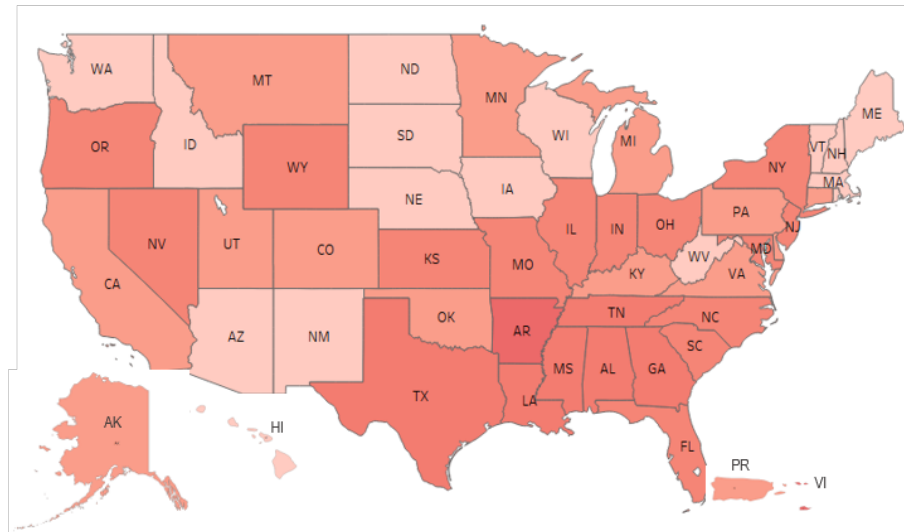
69.5%
VIRALLY SUPPRESSED

Viral suppression (%)

- 52.9-66.8
- 66.9-72.8
- 73.1-78.1
- 79.9-83.0
- 83.4-86.2
- 86.3-89.2
- 89.5-95.3

IN 2016

84.9%
VIRALLY SUPPRESSED



Viral suppression: ≥1 OAHS visit during the calendar year and ≥1 viral load reported, with the last viral load result <200 copies/mL.

^a Puerto Rico and the U.S. Virgin Islands.



Navigating the NRWC

- Navigating the Conference Program Book and App
- Sessions that have PLWH as its main focus
- List of locations in the area



Contact Information

Stephanie Pehoua and Tyranny Smith-Bullock

Co-Chairs of Voices of PLWH Workgroup

HIV/AIDS Bureau (HAB)

Health Resources and Services Administration (HRSA)

Email:

Phone:

Web: hab.hrsa.gov





Connect with HRSA

To learn more about our agency, visit

www.HRSA.gov



Sign up for the HRSA *eNews*

FOLLOW US:

