



HRSA HIV/AIDS Bureau Overview

Division of State HIV/AIDS Programs Administrative Reverse Site Visit

October 23, 2019

Dr. Laura Cheever, MD, ScM
Associate Administrator
HIV/AIDS Bureau (HAB)

Vision: Healthy Communities, Healthy People



HRSA's HIV/AIDS Bureau (HRSA HAB) Vision and Mission

Catalyzing Success



Advancing Innovation



Leveraging Data



Ending The
HIV Epidemic

Vision

Optimal HIV/AIDS care and treatment for all.

Mission

Provide leadership and resources to assure access to and retention in high quality, integrated care, and treatment services for vulnerable people with HIV and their families.

Ending
the
HIV
Epidemic

Now is the time to end the HIV epidemic

We have access to the most powerful HIV treatment and prevention tools in history and we know where infections are rapidly spreading.

By equipping all communities at risk with these tools, we can end HIV in America.

Four Pillars of Ending the HIV Epidemic

75%
reduction in
new HIV
diagnoses
in 5 years
and a
90%
reduction
in 10 years.



Diagnose

All people with HIV as early as possible.



Treat

People with HIV rapidly and effectively to reach sustained viral suppression.



Prevent

New HIV transmissions by using proven interventions, including pre-exposure prophylaxis (PrEP) and syringe services programs (SSPs).

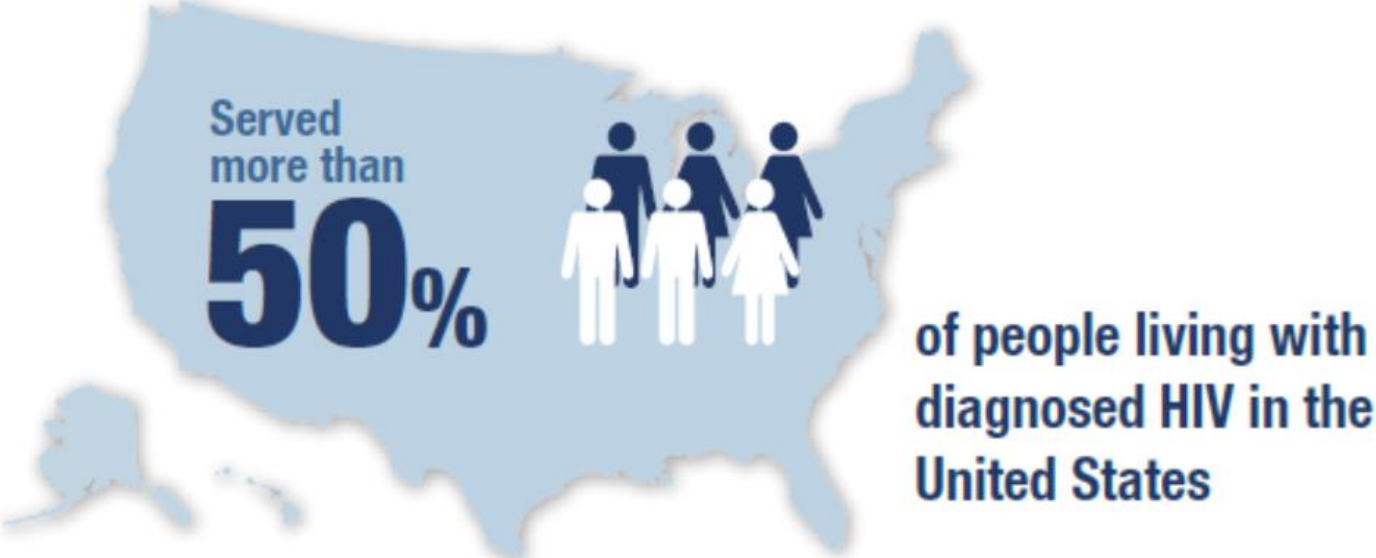


Respond

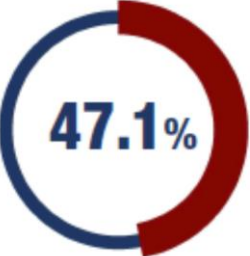
Quickly to potential HIV outbreaks to get needed prevention and treatment services to people who need them.

Clients Served by HRSA RWHAP (non-ADAP), 2017

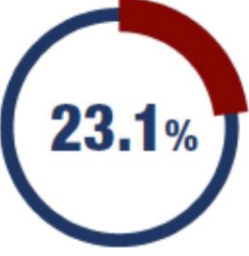
Served **534,903** clients in 2017



73.6% of clients were racial/ethnic minorities



of clients identified as **Black/African American**



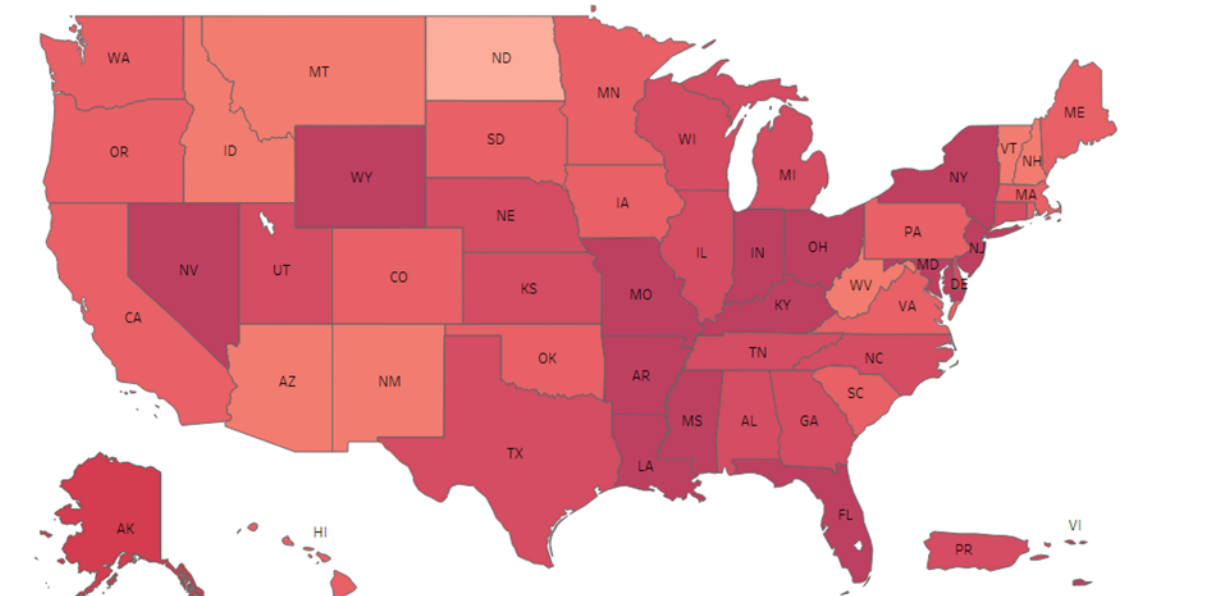
of clients identified as **Hispanic/Latino**



62.8% of clients were living at or below **100%** of the **Federal Poverty Level**



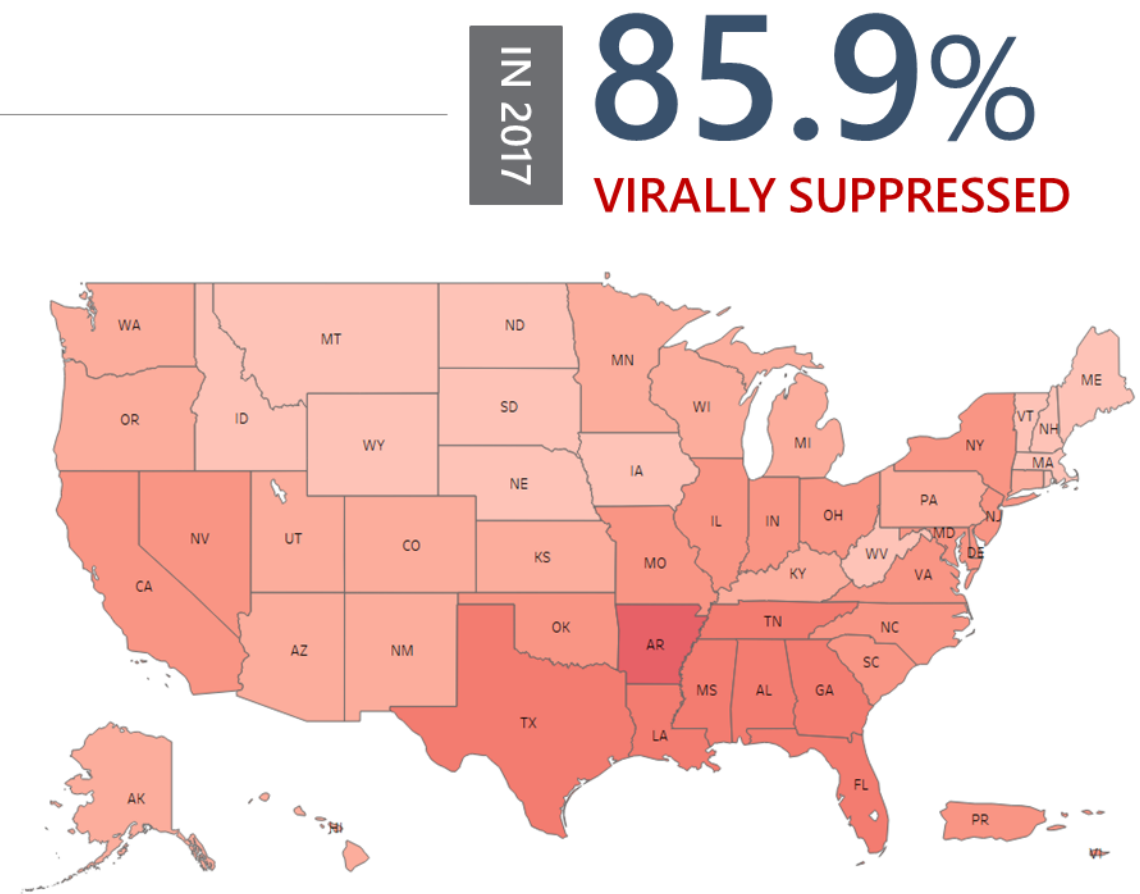
Viral Suppression among HRSA RWHAP Clients, by State, 2010 and 2017—United States and 2 Territories^a



IN 2010
69.5%
VIRALLY SUPPRESSED

Viral Suppression (%)

- 52.9-66.8
- 66.9-72.8
- 72.9-79.9
- 80.4-85.0
- 85.4-87.7
- 88.1-90.0
- 90.3-97.2



IN 2017
85.9%
VIRALLY SUPPRESSED



Viral suppression: ≥ 1 OAHs visit during the calendar year and ≥ 1 viral load reported, with the last viral load result < 200 copies/mL.

^a Puerto Rico and the U.S. Virgin Islands.



Identifying the Challenges Ahead

People with HIV in care

- Improve viral suppression rates
- Decrease disparities

People newly diagnosed with HIV

- Enhance linkage to care
- Enhance engagement in care

People with HIV out of care

- Expand re-engagement in care
- Improve retention in care

Responding to Challenges: Recent Changes to HRSA HAB Policies

People in care: Improve viral suppression and decrease disparities

- CQM updates reduce administrative burden with focus on improving high-utilization services

Newly diagnosed: Enhance linkage to and engagement in HIV care

- Rapid eligibility determinations increase opportunities to engage newly diagnosed people with HIV in care

People out of care: Expand re-engagement and retention for those diagnosed

- Clarifications on providing HRSA RWHAP services in correctional settings facilitate engagement and retention in care for people who are justice-involved



Questions



Thank You!

Laura Cheever, MD, ScM
Associate Administrator

HIV/AIDS Bureau (HAB)

Health Resources and Services Administration (HRSA)

Web: hab.hrsa.gov

Twitter: twitter.com/HRSAgov

Facebook: facebook.com/HHS.HRSA





Connect with HRSA

To learn more about our agency, visit

www.HRSA.gov



Sign up for the HRSA *eNews*

FOLLOW US:

