

# 2016 National Ryan White Conference on HIV Care and Treatment

***Heather Hauck***

Deputy Associate Administrator

HIV/AIDS Bureau

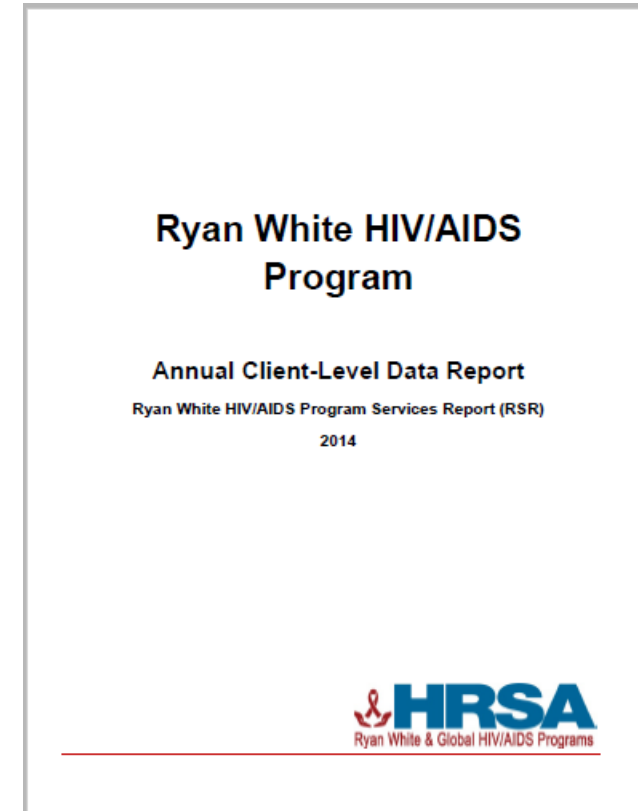
Health Resources and Services Administration

**August 24, 2016**

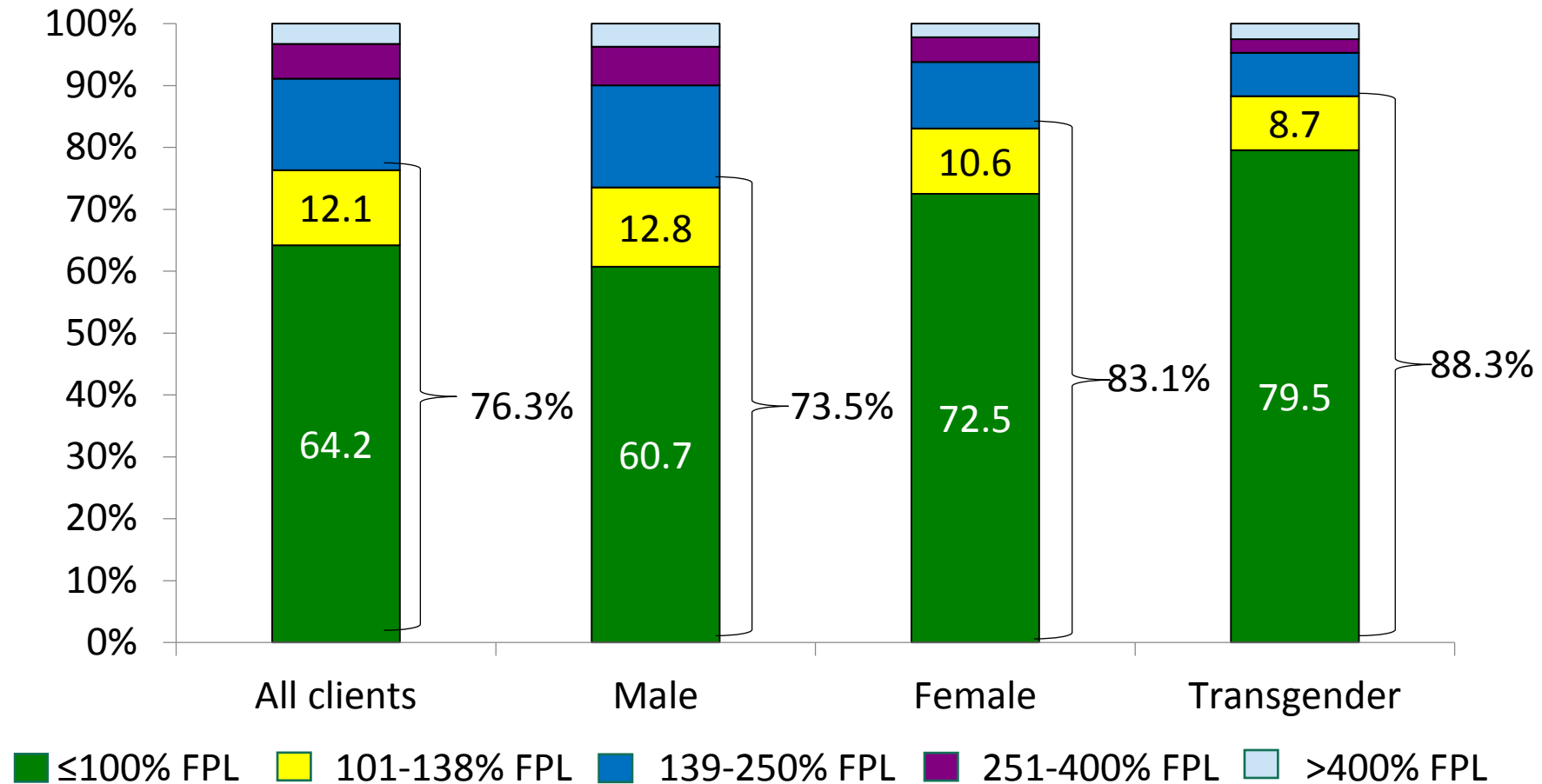


# Using RWHAP Client-level Data to Measure Outcomes

- National focus on data
- Program monitoring and evaluation
- National HIV/AIDS Strategy for the United States: Updated to 2020 (NHAS 2020)
- 5 years of data available 2010-2014
- Expands the availability of and access to Ryan White HIV/AIDS Program client-level information
- First annual publication of national RWHAP client-level data collected through the RSR
- EMA & TGA data reports look at all data within an EMA/TGA (Includes RWHAP Parts A-D funded recipients)

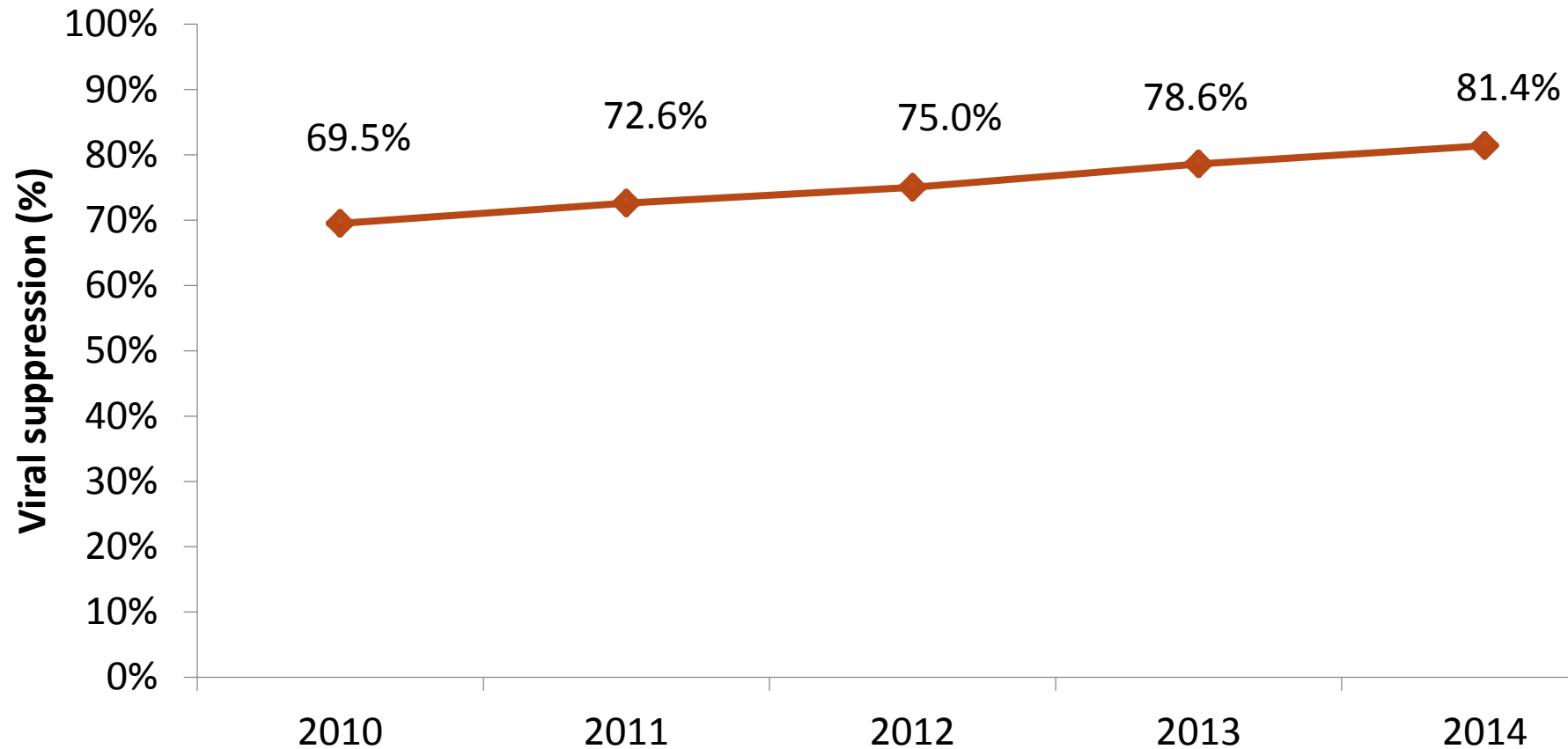


# RWHAP Clients (non-ADAP), by Gender and Federal Poverty Level, 2014



FPL: Federal Poverty Level

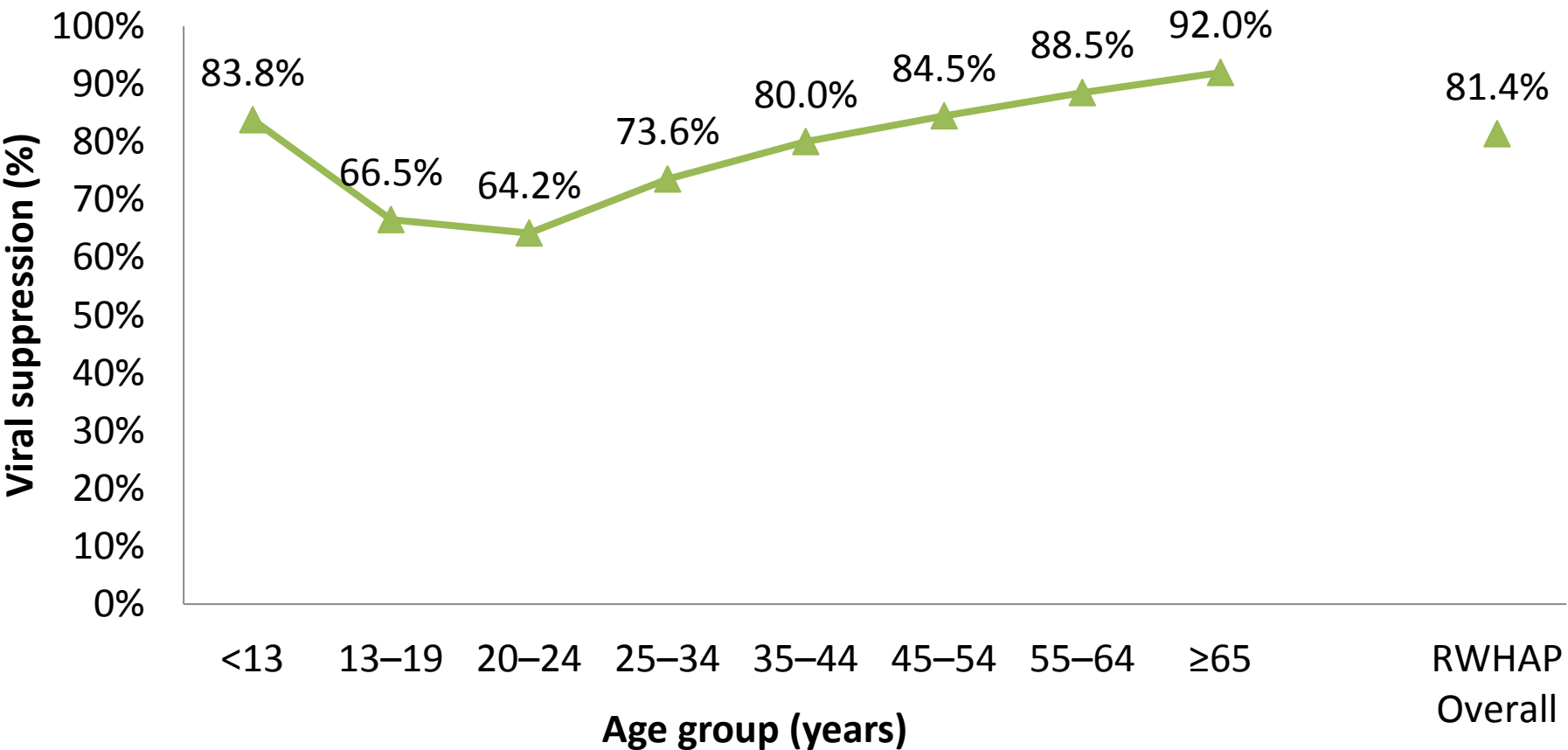
# Viral Suppression among Clients Served by the Ryan White HIV/AIDS Program (non-ADAP), 2010–2014—United States and 3 Territories



Viral suppression:  $\geq 1$  OAMC visit during the calendar year and  $\geq 1$  viral load reported, with the last viral load result  $< 200$  copies/mL.  
Source: HRSA, HIV/AIDS Bureau, Annual Client-Level Data Report, Ryan White Services Report, 2014

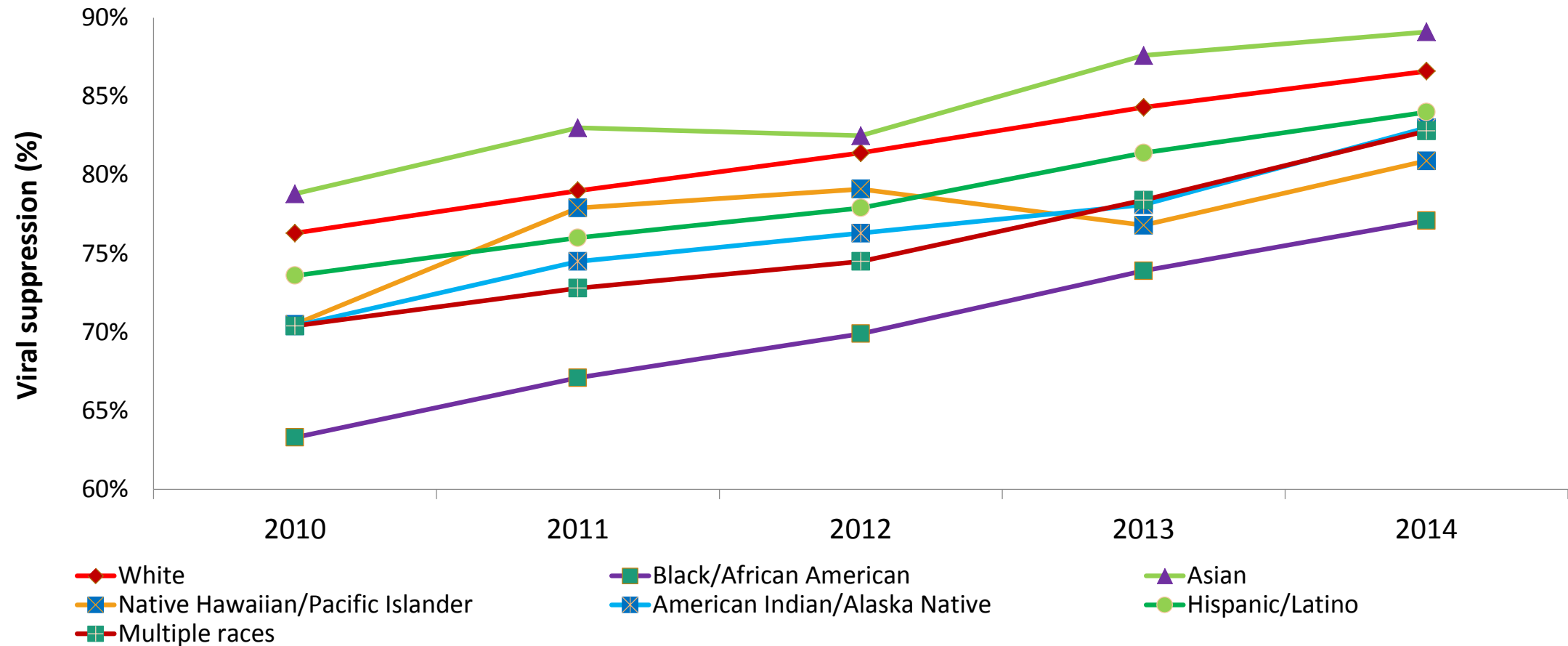


# Viral Suppression among Clients Served by the Ryan White HIV/AIDS Program (non-ADAP), by Age Group, 2014—United States and 3 Territories



*Viral suppression:* ≥1 OAMC visit during the calendar year and ≥1 viral load reported, with the last viral load result <200 copies/mL.  
*Source:* HRSA, HIV/AIDS Bureau, Annual Client-Level Data Report, Ryan White Services Report, 2014

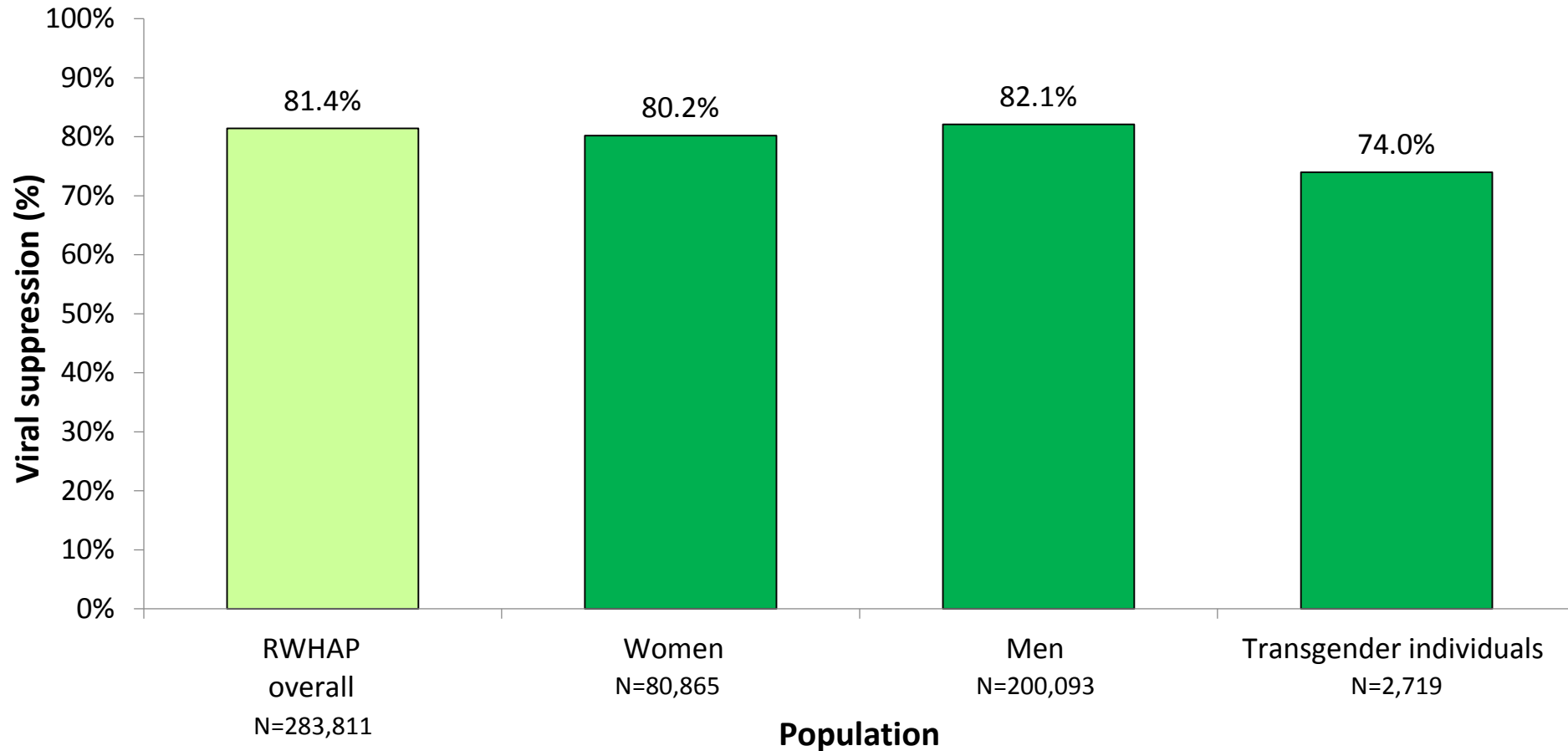
# Viral Suppression among Clients Served by the Ryan White HIV/AIDS Program (non-ADAP), by Race/Ethnicity, 2010–2014—United States and 3 Territories



*Viral suppression:*  $\geq 1$  OAMC visit during the calendar year and  $\geq 1$  viral load reported, with the last viral load result  $< 200$  copies/mL.

Source: HRSA, HIV/AIDS Bureau, Annual Client-Level Data Report, Ryan White Services Report, 2014CCC

# Viral Suppression among Clients Aged $\geq 13$ Years Served by the Ryan White HIV/AIDS Program (non-ADAP), by Gender, 2014—United States and 3 Territories



*Viral suppression:*  $\geq 1$  outpatient ambulatory medical care visit during the calendar year and  $\geq 1$  viral load reported, with the last viral load result  $< 200$  copies/mL.



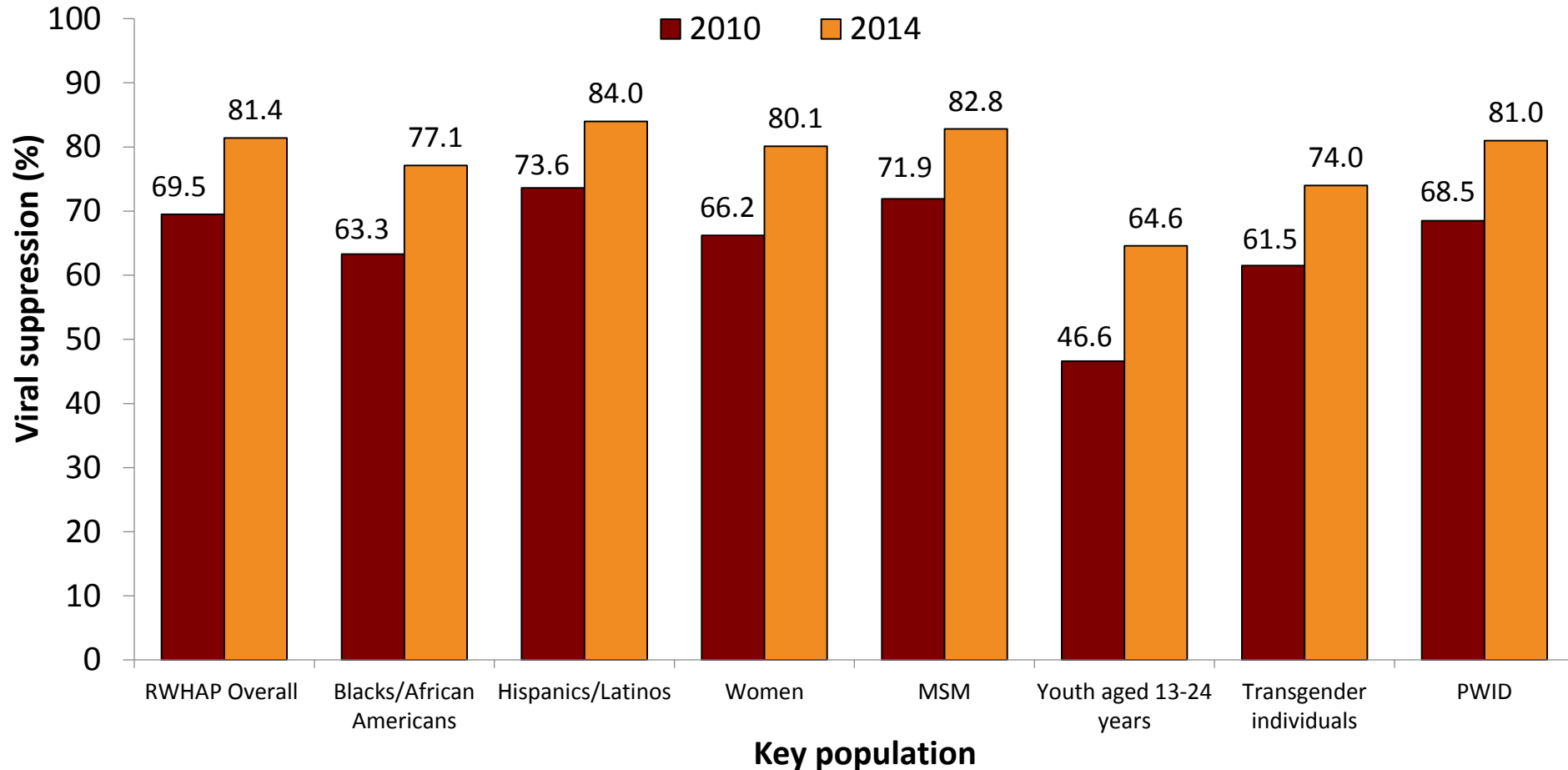
# Viral Suppression among Clients Served by the Ryan White HIV/AIDS Program (non-ADAP), by Housing Status, 2010–2014—United States and 3 Territories



*Viral suppression:* ≥1 OAMC visit during the calendar year and ≥1 viral load reported, with the last viral load result <200 copies/mL.  
*Source:* HRSA, HIV/AIDS Bureau, Annual Client-Level Data Report, Ryan White Services Report, 2014CCC



# Viral Suppression Among NHAS 2020 Key Populations Served by the Ryan White HIV/AIDS Program (non-ADAP), 2010 and 2014—United States and 3 Territories



*Viral suppression:*  $\geq 1$  outpatient ambulatory medical care visit during the calendar year and  $\geq 1$  viral load reported, with the last viral load result  $< 200$  copies/mL.



# Top 10 RWHAP Services Used in 2014

Service Category	Number	Percent
1. Outpatient Ambulatory Medical Care	307,200	60.0
2. Medical Case Management	285,531	55.7
3. Case Management (non-medical)	150,515	29.4
4. Oral Health Care	92,418	18.0
5. Transportation	74,860	14.6
6. Treatment Adherence Counseling	69,386	13.6
7. Mental Health	69,325	13.5
8. Health Education	68,013	13.3
9. Food Bank/ Home-delivered Meals	54,155	10.6
10. Psychosocial Support Services	44,391	8.7